

Guru Nanak College Budhlada

Internal Quality Assurance Cell

Academic Year-2021-22

Feedback Analysis Report of Survey regarding Attainment of Programme and Course outcomes


A survey was conducted on the attainment of Programme and Course outcomes at the end of academic year. A questionnaire comprising of 11 multiple choice questions was circulated among the students and collected from 1225 students. Collected data was then analyzed by IQAC.

Student Survey regarding attainment of Programme and Course outcomes

Total number of students evolved in survey=1225


Sr. No.	Contents	Excellent	Very Good	Good	Satisfactory	Below Average
1	Understanding of the course content	375	407	320	113	10
2	Expectation of the course relevance to the outcome	253	348	432	172	20
3	Learning value (in terms of knowledge, concepts, abilities) of the course	347	368	303	189	18
4	Relevance of the course in terms of the job	268	334	309	174	40
5	Relevance of the course in terms of skill & employability	389	287	327	195	27
6	Relevance of the course to your real life	274	330	393	212	16



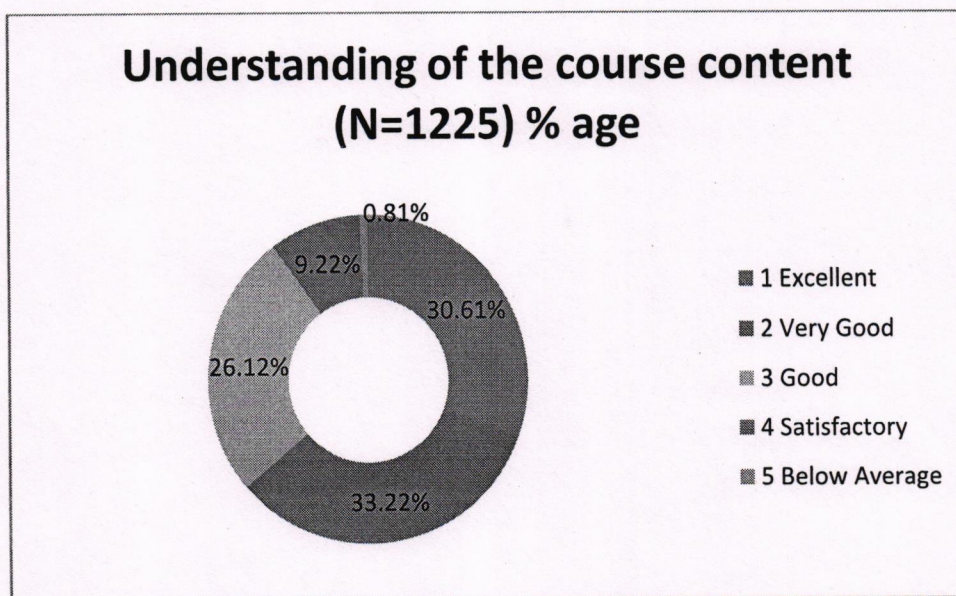

Principal
Guru Nanak College
BUDHLADA

7	Relevance of the laboratory works / project works to your future life	238	363	346	238	40
8	Extent of the curriculum in creation of interest towards higher studies	397	347	234	227	20
9	Academic/ extension activity helpful in enhancement of your personality	398	458	239	120	10
10	Rate overall learning experience of the program	289	481	245	188	22
11	Rate the overall skill attained in the program	329	368	362	143	23





 Principal
 Guru Nanak College
 BUDHLADA

1. Understanding of the course content (N=1225)			
Sr. No.	Criteria	Number of Students	% age
1	Excellent	375	30.61%
2	Very Good	407	33.22%
3	Good	320	26.12%
4	Satisfactory	113	9.22%
5	Below Average	10	0.81%

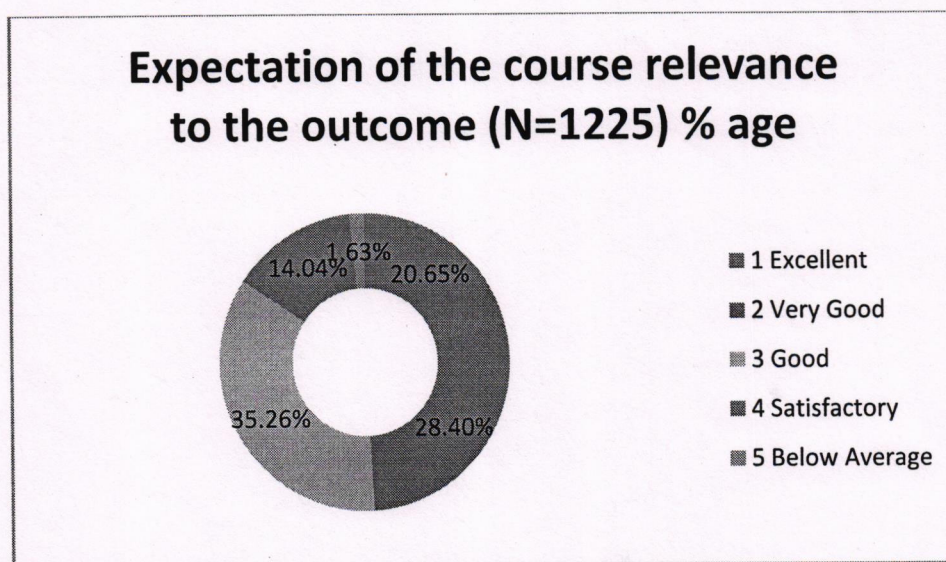


Interpretation- It is analyzed from above graph that 89.95% of total students strongly agreed with understanding of course content, while 9.22% of total students said that understanding of course content is satisfactory.





Principal,
Guru Nanak College
BUDHLADA

2. Expectation of the course relevance to the outcome (N=1225)			
Sr. No.	Criteria	Number of Students	% age
1	Excellent	253	20.65%
2	Very Good	348	28.40%
3	Good	432	35.26%
4	Satisfactory	172	14.04%
5	Below Average	20	1.63%




Interpretation- It is analyzed from above graph that 84.31% of total students strongly agreed that course is relevant to outcome, while 14.04% of total students said that course relevant to outcome is satisfactory.




Principal
Guru Nanak College
BUDHLADA


3. Learning value (in terms of knowledge, concepts, abilities) of the course (N=1225)			
Sr. No.	Criteria	Number of Students	% age
1	Excellent	347	28.32%
2	Very Good	368	30.04%
3	Good	303	24.73%
4	Satisfactory	189	15.42%
5	Below Average	18	1.46%

**Learning value (in terms of
knowledge, concepts, abilities) of the
course (N=1225) % age**

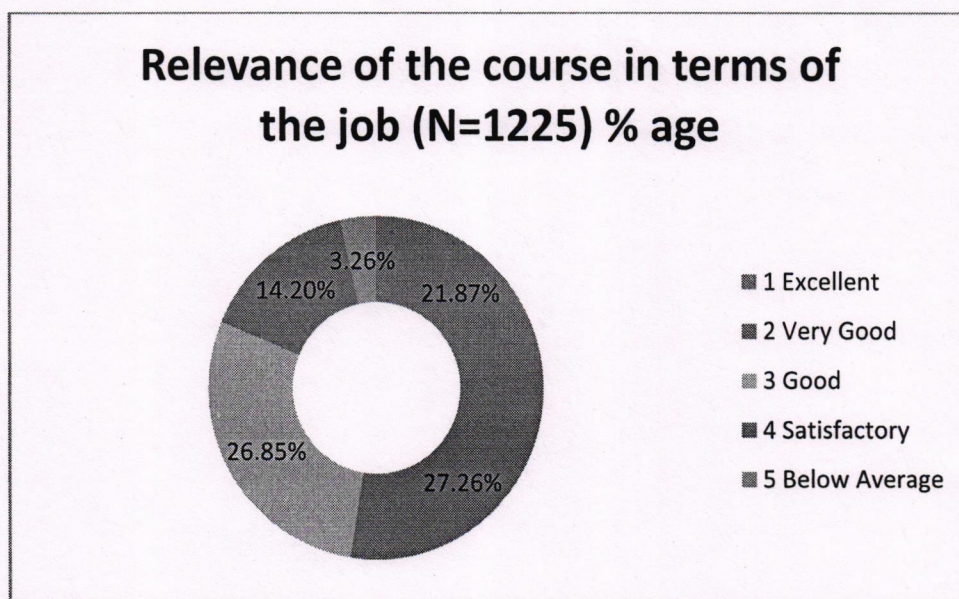


Interpretation- It is analyzed from above graph that 83.09% of total students strongly agreed with Learning value (in terms of knowledge, concepts, abilities) of the course, while 15.42% of total students said that Learning value (in terms of knowledge, concepts, abilities) of the course is satisfactory.



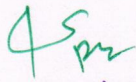

 Principal
 Guru Nanak College
 BUDHLADA

4. Relevance of the course in terms of the job (N=1225)			
Sr. No.	Criteria	Number of Students	% age
1	Excellent	268	21.87%
2	Very Good	334	27.26%
3	Good	309	26.85%
4	Satisfactory	174	14.20%
5	Below Average	40	3.26%

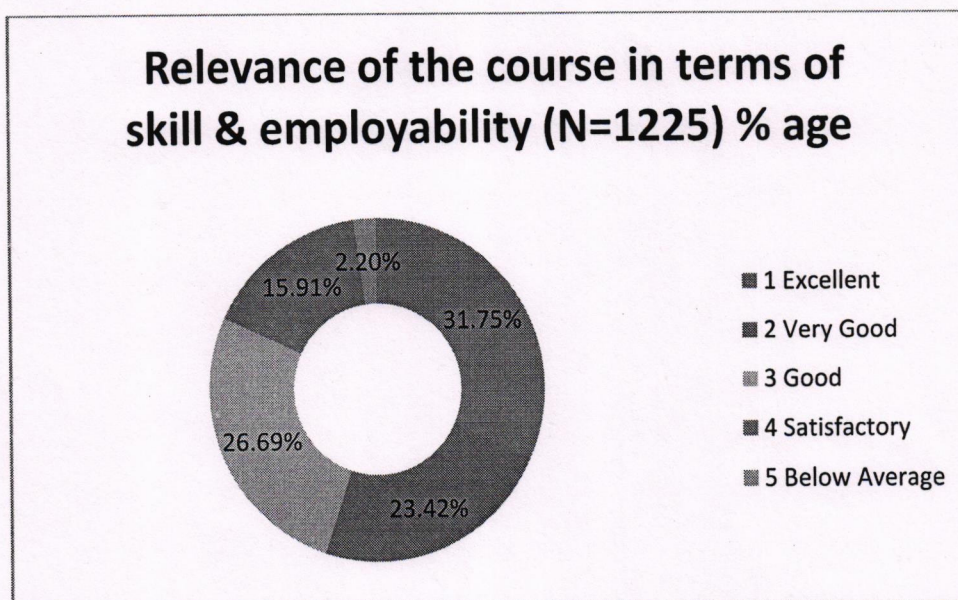


Interpretation- It is analyzed from above graph that 75.98% of total students strongly agreed with Relevance of the course in terms of the job, while 14.20% of total students said that Relevance of the course in terms of the job is satisfactory.





Principal
Guru Nanak College
BUDHLADA

5. Relevance of the course in terms of skill & employability (N=1225)			
Sr. No.	Criteria	Number of Students	% age
1	Excellent	389	31.75%
2	Very Good	287	23.42%
3	Good	327	26.69%
4	Satisfactory	195	15.91%
5	Below Average	27	2.20%

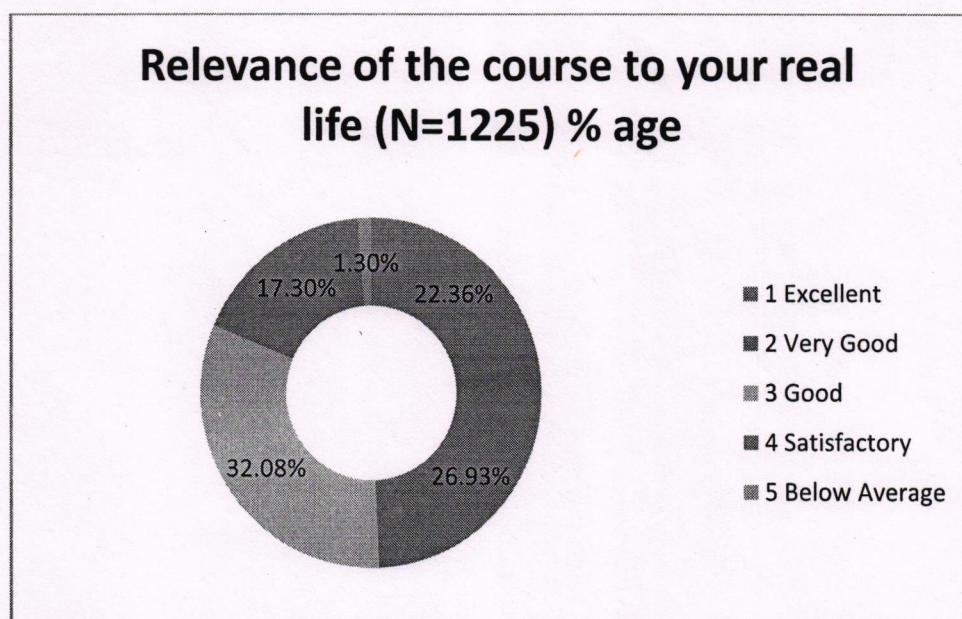


Interpretation- It is analyzed from above graph that 81.86% of total students strongly agreed with Relevance of the course in terms of skill & employability, while 15.91% of total students said that Relevance of the course in terms of skill & employability is satisfactory.





 Principal
 Guru Nanak College
 BUDHLADA

6. Relevance of the course to your real life (N=1225)			
Sr. No.	Criteria	Number of Students	% age
1	Excellent	274	22.36%
2	Very Good	330	26.93%
3	Good	393	32.08%
4	Satisfactory	212	17.30%
5	Below Average	16	1.30%

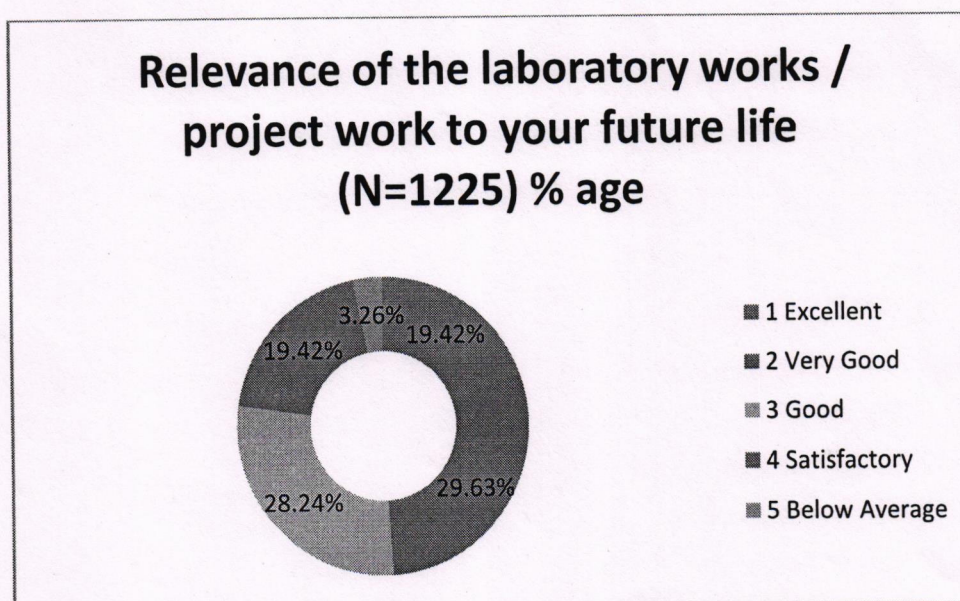


Interpretation- It is analyzed from above graph that 81.37% of total students strongly agreed with Relevance of the course to your real life, while 17.30% of total students said that Relevance of the course to your real life is satisfactory





Principal
Guru Nanak College
BUDHLADA

7. Relevance of the laboratory works / project work to your future life (N=1225)			
Sr. No.	Criteria	Number of Students	% age
1	Excellent	238	19.42%
2	Very Good	363	29.63%
3	Good	346	28.24%
4	Satisfactory	238	19.42%
5	Below Average	40	3.26%

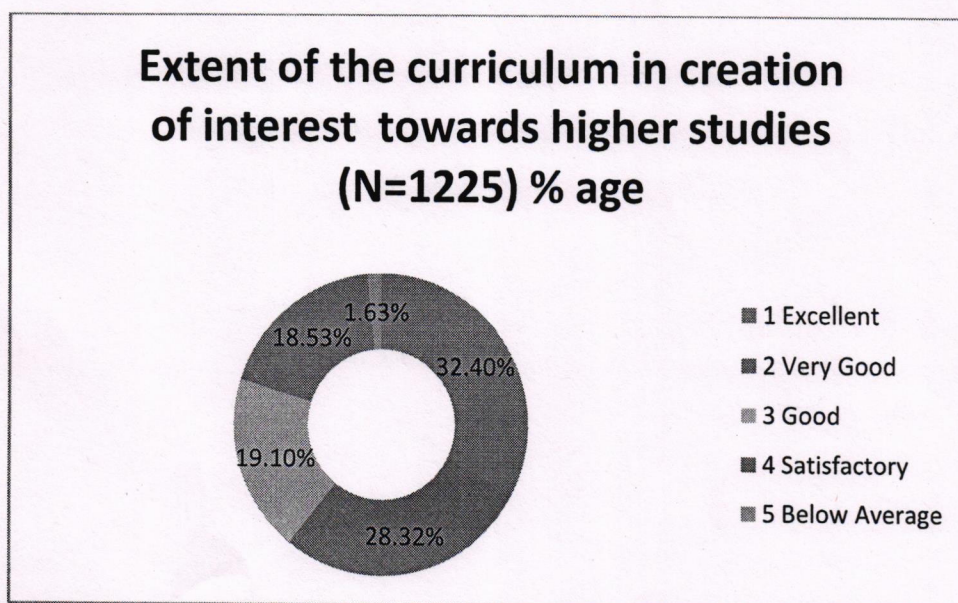


Interpretation- It is analyzed from above graph that 77.29% of total students strongly agreed with Relevance of the laboratory works / project work to their future life, while 19.42% of total students said that Relevance of the laboratory works / project work to their future life is satisfactory.




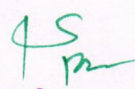

 Principal
 Guru Nanak College
 BUDHLADA

8. Extent of the curriculum in creation of interest towards higher studies (N=1225)			
Sr. No.	Criteria	Number of Students	% age
1	Excellent	397	32.40%
2	Very Good	347	28.32%
3	Good	234	19.10%
4	Satisfactory	227	18.53%
5	Below Average	20	1.63%

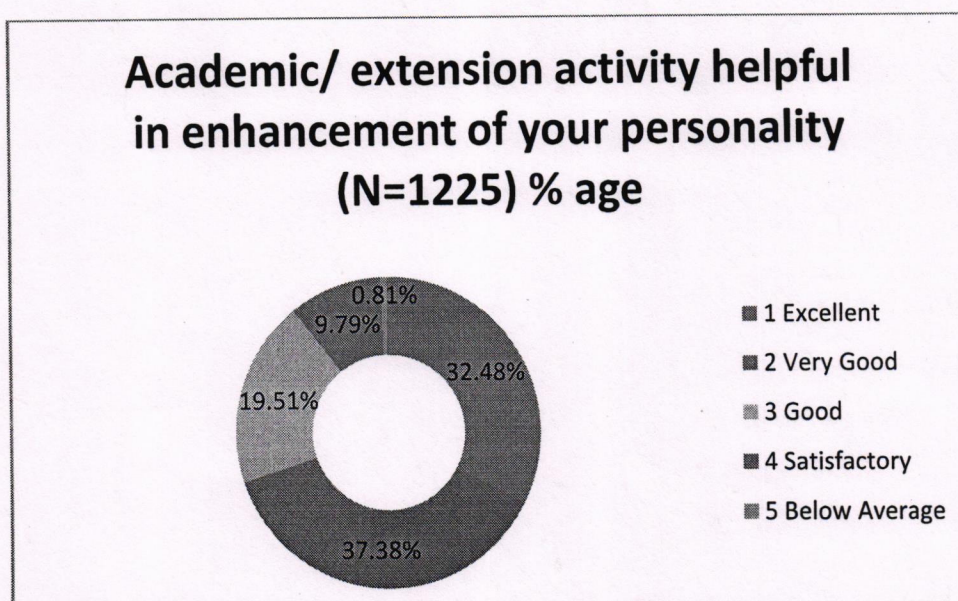


Interpretation- It is analyzed from above graph that 79.82% of total students strongly agreed with Extent of the curriculum in creation of interest towards higher studies, while 18.53% of total students said that Extent of the curriculum in creation of interest towards higher studies is satisfactory





 Principal
 Guru Nanak College
 BUDHLADA

9. Academic/ extension activity helpful in enhancement of your personality (N=1225)			
Sr. No.	Criteria	Number of Students	% age
1	Excellent	398	32.48%
2	Very Good	458	37.38%
3	Good	239	19.51%
4	Satisfactory	120	9.79%
5	Below Average	10	0.81%




Interpretation- It is analyzed from above graph that 89.37% of total students strongly agreed with Academic/ extension activity helpful in enhancement of their personality, while 9.79% of total students said that Academic/ extension activity helpful in enhancement of their personality is satisfactory.





Principal
Guru Nanak College
BUDHLADA

10. Rate overall learning experience of the program (N=1225)			
Sr. No.	Criteria	Number of Students	% age
1	Excellent	289	23.59%
2	Very Good	481	39.26%
3	Good	245	20%
4	Satisfactory	188	15.34%
5	Below Average	22	1.79%

Rate overall learning experience of the program (N=1225) % age

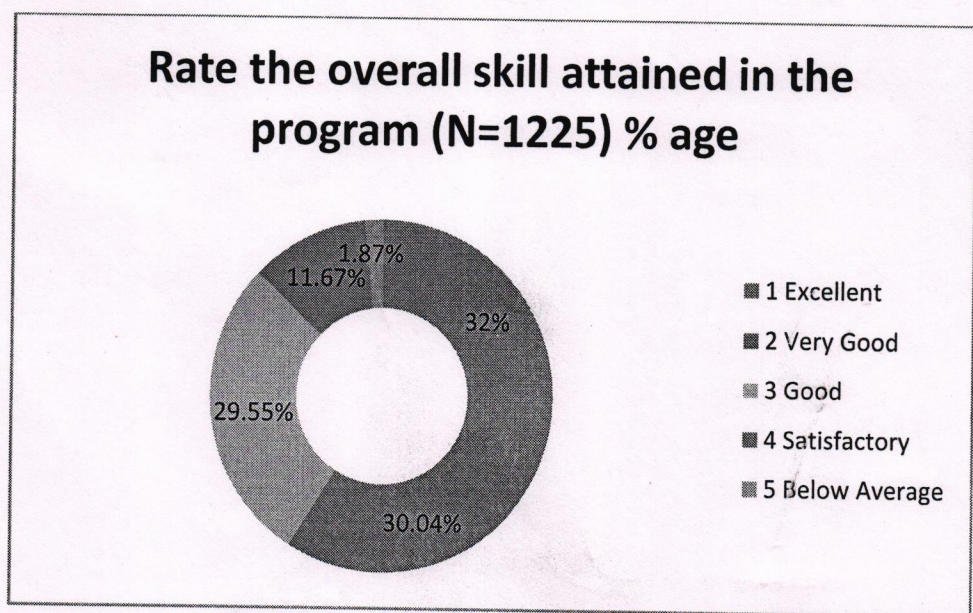


Interpretation- It is analyzed from above graph that 82.85% of total students strongly agreed with overall learning experience of the program, while 15.34% of total students said that overall learning experience of the program is satisfactory.




[Signature]
Principal
Guru Nanak College
BUDHLADA

11. Rate the overall skill attained in the program (N=1225)			
Sr. No.	Criteria	Number of Students	% age
1	Excellent	329	32%
2	Very Good	368	30.04%
3	Good	362	29.55%
4	Satisfactory	143	11.67%
5	Below Average	23	1.87%



Interpretation- It is analyzed from above graph that 91.59 % of total students strongly agreed with the overall skill attained in the program, while 11.67% of total students said that the overall skill attained in the program is satisfactory.




Principal
Guru Nanak College
BUDHLADA