

GURU NANAK COLLEGE BUDHLADA

(Student Satisfaction Survey Report 2021-2022)

1. ANALYSIS OF STUDENTS'S FEEDBACK FORM(N=2928)

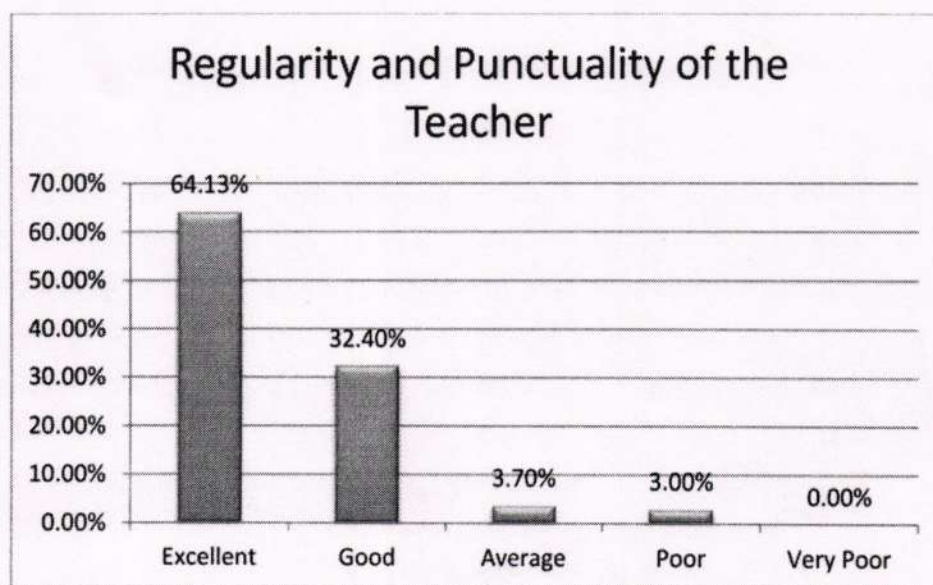
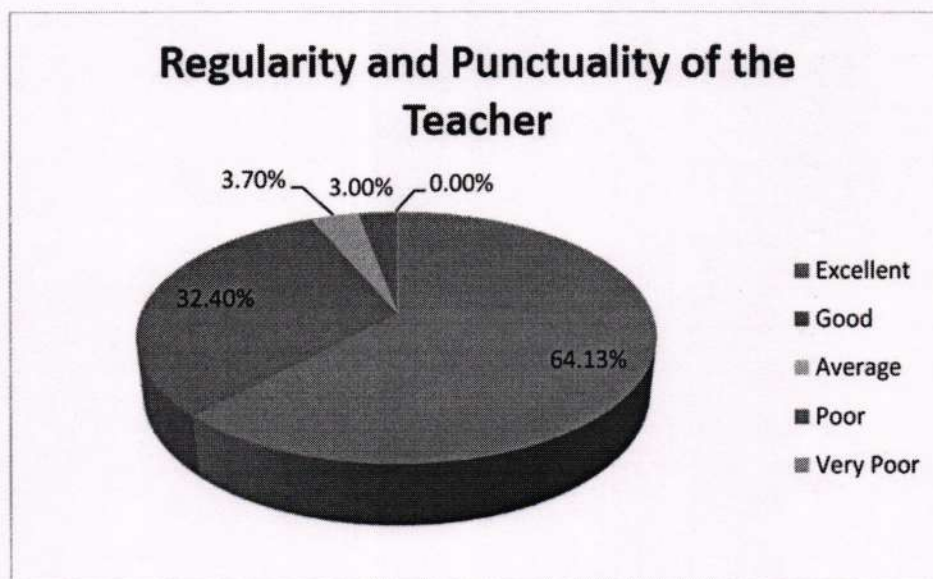
a) Section-A: Student's Prediction about Teacher

Sr. No	Contents	Very Poor	Poor	Average	Good	Excellent
1	Regularity and Punctuality of the Teacher	0	11	90	949	1878
2	Use Helping material (Chart, Maps, and whiteBoard etc.)	0	10	83	1207	1628
3	Competency level of Teacher in bringing conceptual clarity and increasing thinkingability.	11	9	79	1422	1407
4	Depth of Subject Knowledge of the teacher	0	0	54	1383	1491
5	Proficiency in Communication and having soft Skills.	8	12	75	1461	1372
6	Competency in citing Practical examples	4	14	133	1216	1561
7	Computer Literacy and ICT skills of the teacher	2	5	97	1224	1604
8	Interaction and guidance of the teacher outside the class.	0	0	89	1466	1373
9	Inspirational Capacity of the teacher	0	7	69	1235	1617
10	On the whole Performance of the teacher	0	0	34	1496	1398




Principal,
Guru Nanak College
BUDHLADA

Table:-1.1 Regularity and Punctuality of the Teacher (N = 2928)		
Criteria	Number of Students	% age
Excellent	1878	64.13%
Good	949	32.4%
Average	90	3.7%
Poor	11	3.0%
Very Poor	0	0.0%



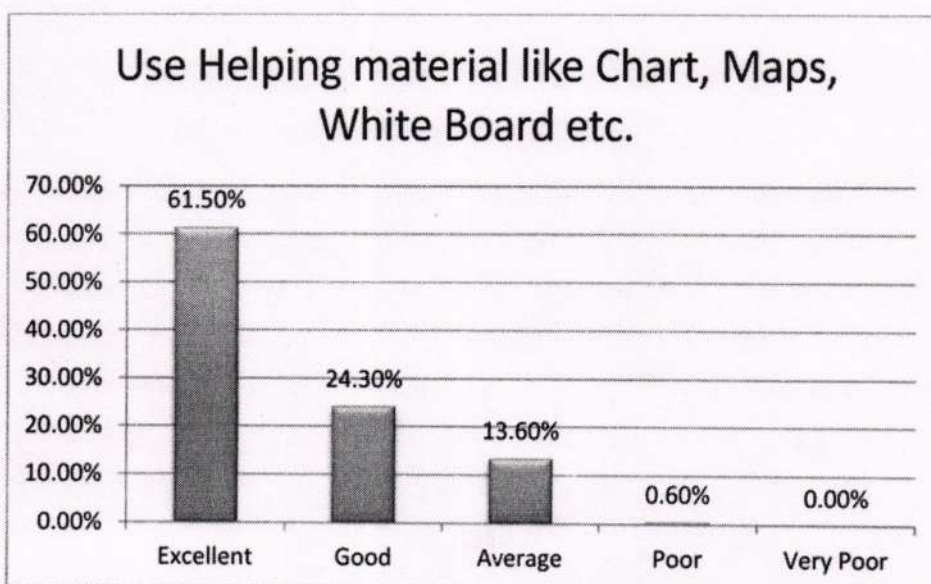
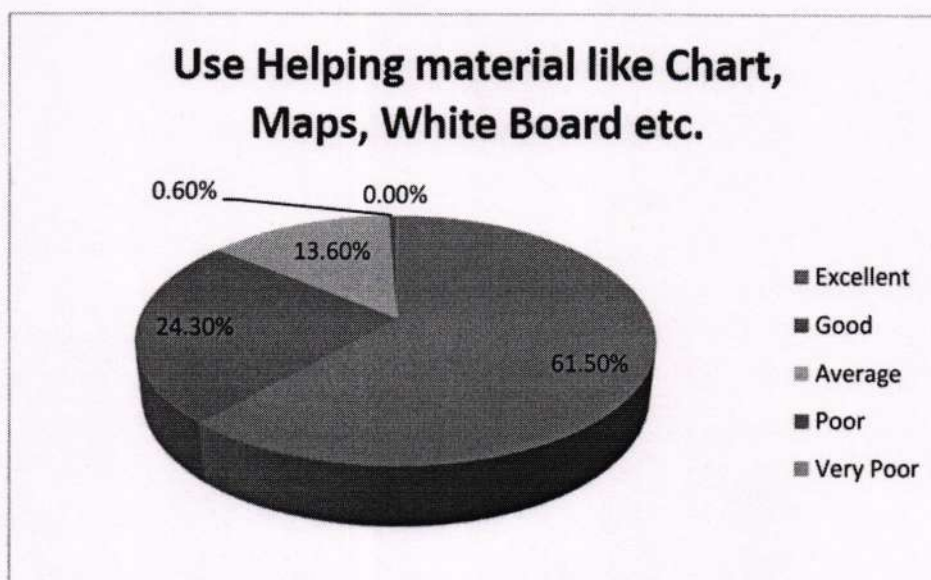
Interpretation:-It is observed that 96.53% students feel their teachers are Regular & Punctual and among them 64.13% students strongly feel that the teacher's are regular and punctual.




 Principal
 Guru Nanak College
 BUDHLADA

Table:1.2 Use Helping material like Chart, Maps, White Board etc(N =2928)

Criteria	Number of Students	% age
Excellent	1628	61.5%
Good	1383	24.3%
Average	83	13.6%
Poor	10	0.6%
Very Poor	0	0.0%



Interpretation:-It is observed that 85.80% students feel that their teachers use helping Material and 61.5% students strongly feel that the teachers use helping Material




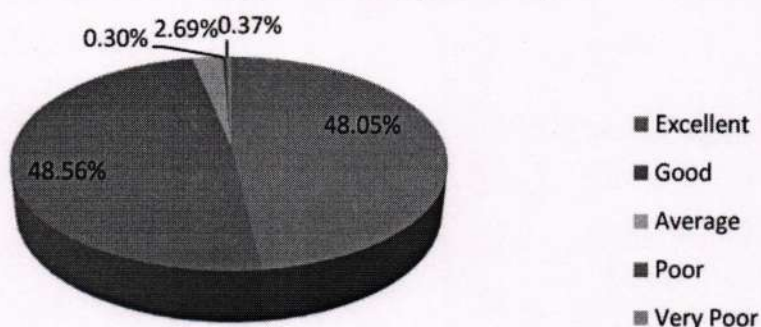

Principal
Guru Nanak College
BUDHLADA

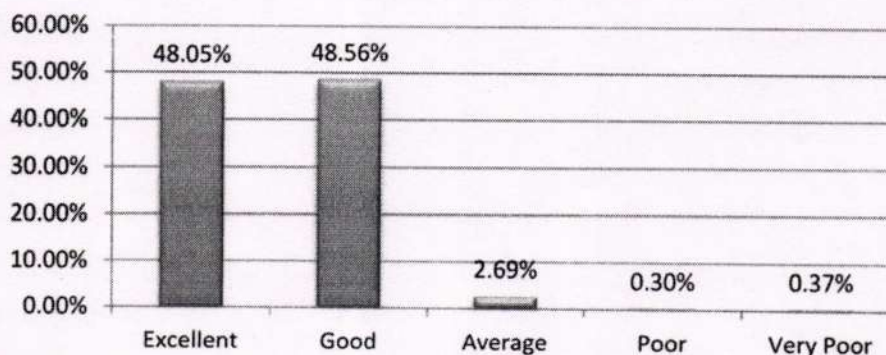
Table:-1.3 Competency level of Teacher in bringing conceptual clarity and increasing thinking ability (N = 2928)

Criteria	Number of Students	% age
Excellent	1407	48.05%
Good	1422	48.56 %
Average	79	2.69%
Poor	9	0.30%
Very Poor	11	0.37%


Competency level of Teacher in bringing conceptual clarity and increasing thinking ability



Competency level of Teacher in bringing conceptual clarity and increasing thinking ability



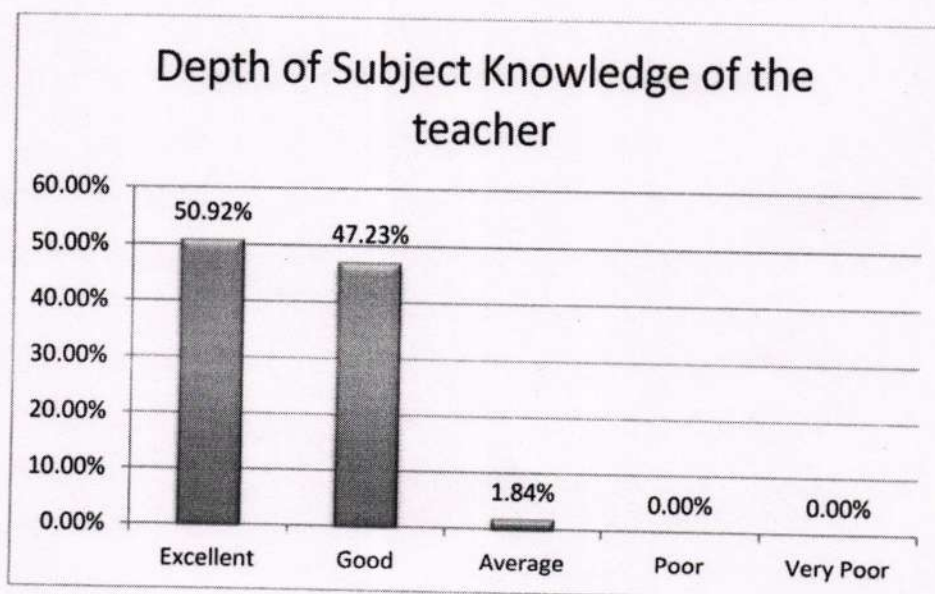

Interpretation:- It is observed that 96.61% students feel the competency of the teachers in bringing conceptual clarity and increasing thinking ability is good and among them 48.05% having excellent ability.



Principal
Guru Nanak College
BUDHLADA

Table:-1.4 Depth of Subject Knowledge of the teacher (N = 2928)

Criteria	Number of Students	% age
Excellent	1491	50.92%
Good	1383	47.23%
Average	54	1.84%
Poor	0	0.00%
Very Poor	0	0.00%



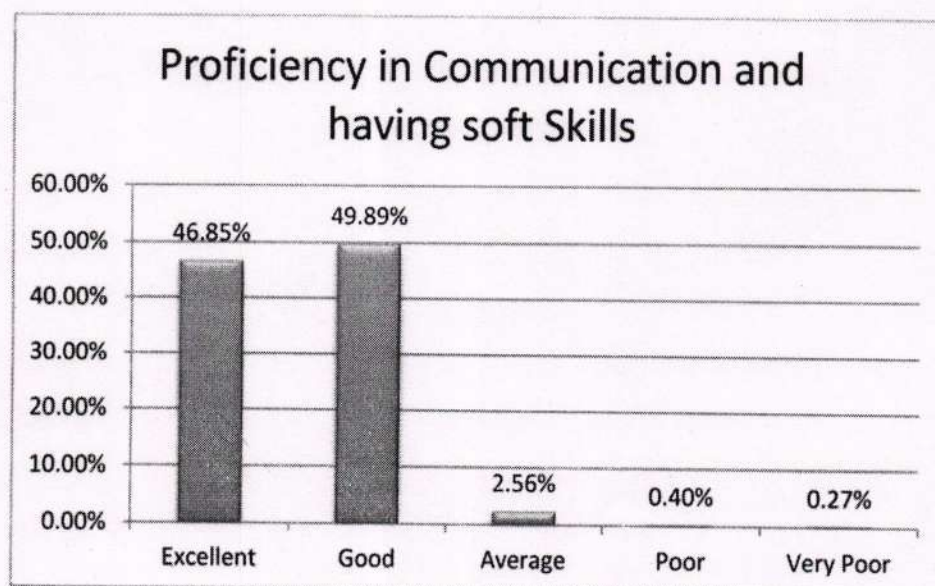
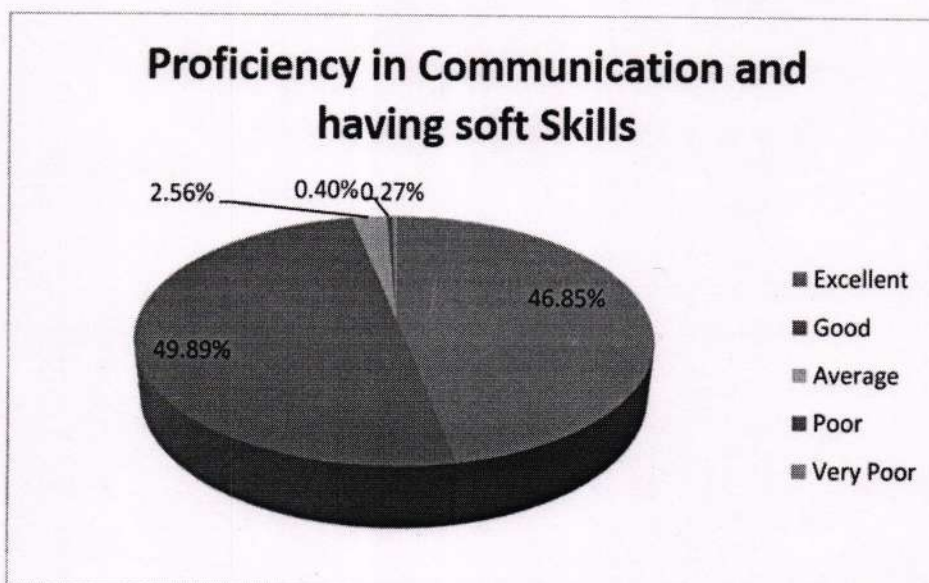
Interpretation:-98.15% students are highly satisfied with the knowledge about subject and concept clarity of teachers and among them 50.92% students are strongly agree with this.



Principal
Guru Nanak College
BUDHLADA

Table:1.5 Proficiency in Communication and having soft Skills(N=2928)

Criteria	Number of Students	% age
Excellent	1372	46.85%
Good	1461	49.89%
Average	75	2.56%
Poor	12	0.40 %
Very Poor	8	0.27%



Interpretation:-96.74% students are satisfied with the teacher's Proficiency in communication and soft skills and among them 46.85% are strongly satisfied with this factor.







Principal
Guru Nanak College
BUDHLADA

Table:-1.6 Competency in citing Practical examples(N = 2928)

Criteria	Number of Students	% age
Excellent	1561	53.31%
Good	1216	41.53%
Average	133	4.54%
Poor	14	0.47%
Very Poor	4	0.13%



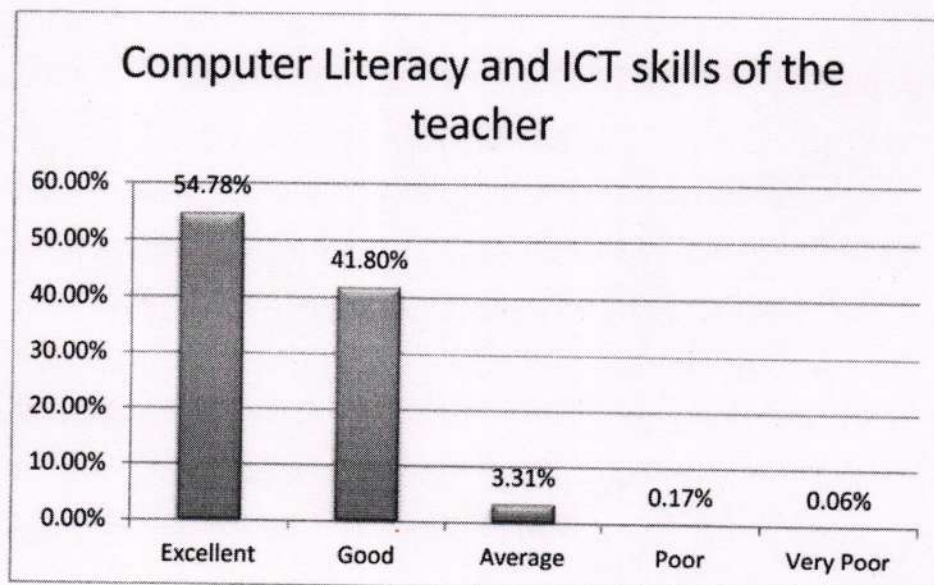
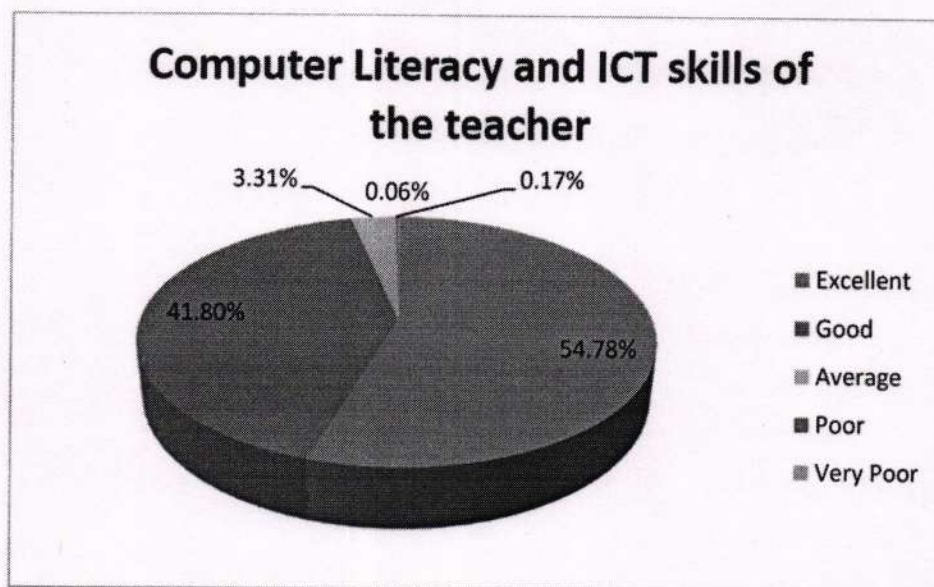
Interpretation:-94.84-% students are satisfied with the competency in citing Practical examples.



Principal
Guru Nanak College
BUDHLADA

Table:-1.7 Computer Literacy and ICT skills of the teacher (N = 2829)

Criteria	Number of Students	% age
Excellent	1604	54.78%
Good	1224	41.80%
Average	97	3.31%
Poor	5	0.17%
Very Poor	2	0.06%



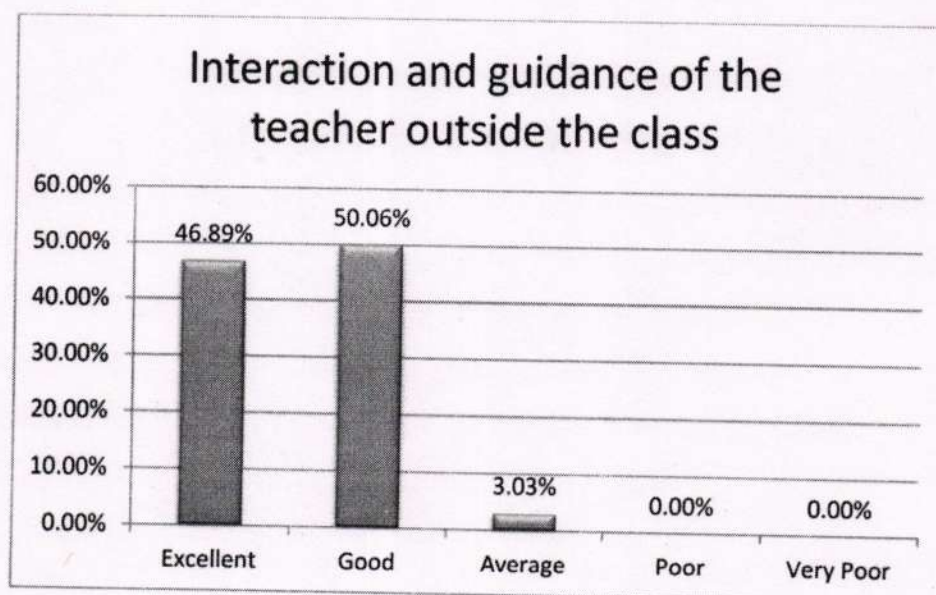
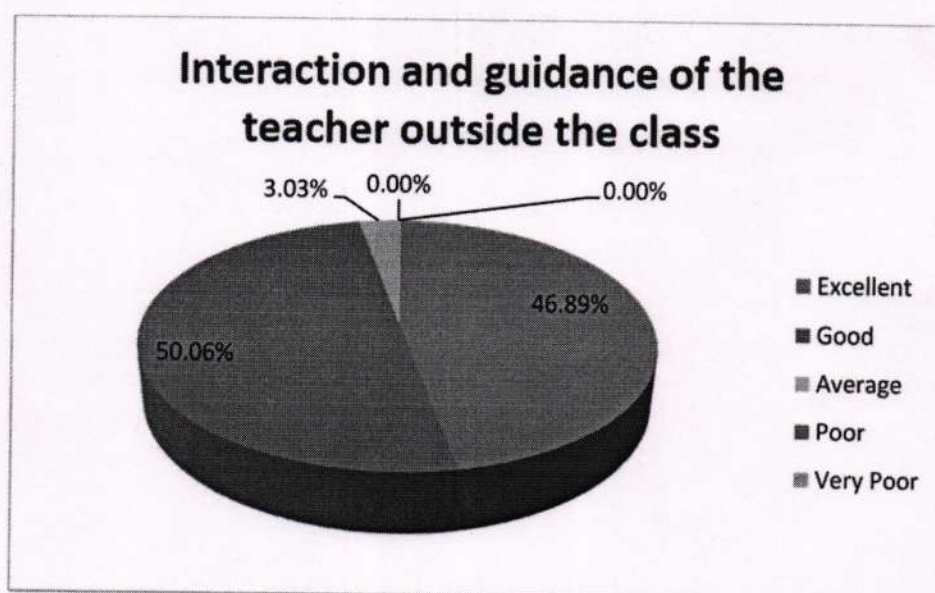
Interpretation: The above table reveals that 96.58% students have rated teacher's computer /IT Skills as good or excellent



Principal
Guru Nanak College
BUDHLADA

Table:1.8 Interaction and guidance of the teacher outside the class(N=2829)

Criteria	Number of Students	% age
Excellent	1373	46.89%
Good	1466	50.06%
Average	89	3.03%
Poor	0	0.00%
Very Poor	0	0.00%



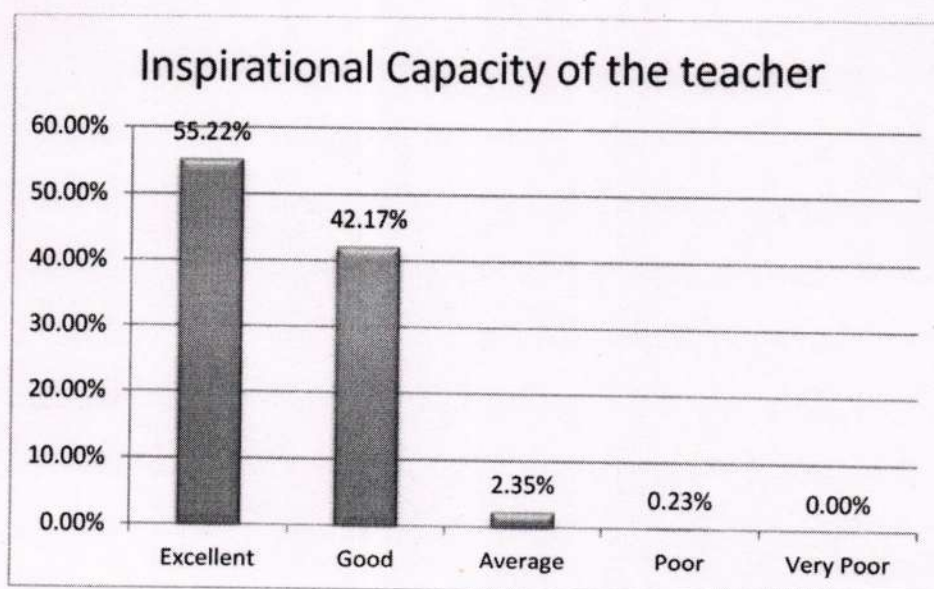
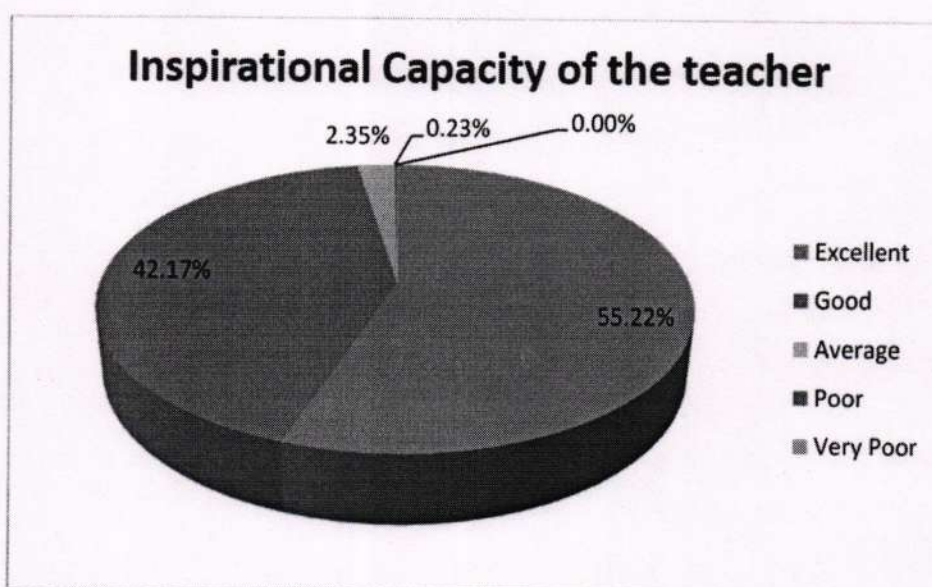
Interpretation: It is analyzed from above table that 96.95% respondents agree that teachers interact as well as guide outside class environment.



Principal
Guru Nanak College
BUDHLADA

Table:-1.9 Inspirational Capacity of the teacher(N = 2928)

Criteria	Number of Students	% age
Excellent	1617	55.22%
Good	1235	42.17%
Average	69	2.35%
Poor	7	0.23%
Very Poor	0	0.0%



Interpretation: It is analyzed from above table that 97.39% respondents agree that Inspiration capacity of the teachers is good




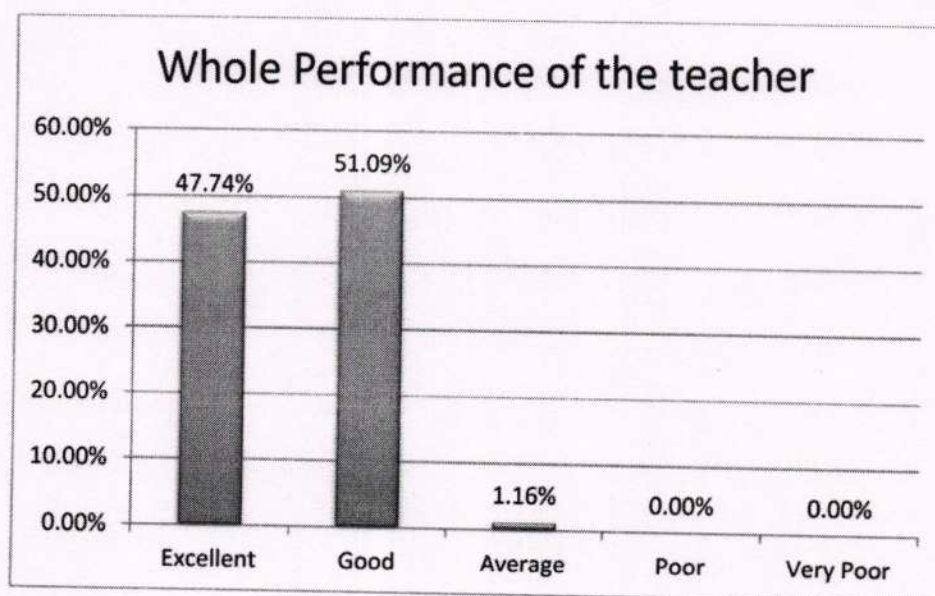
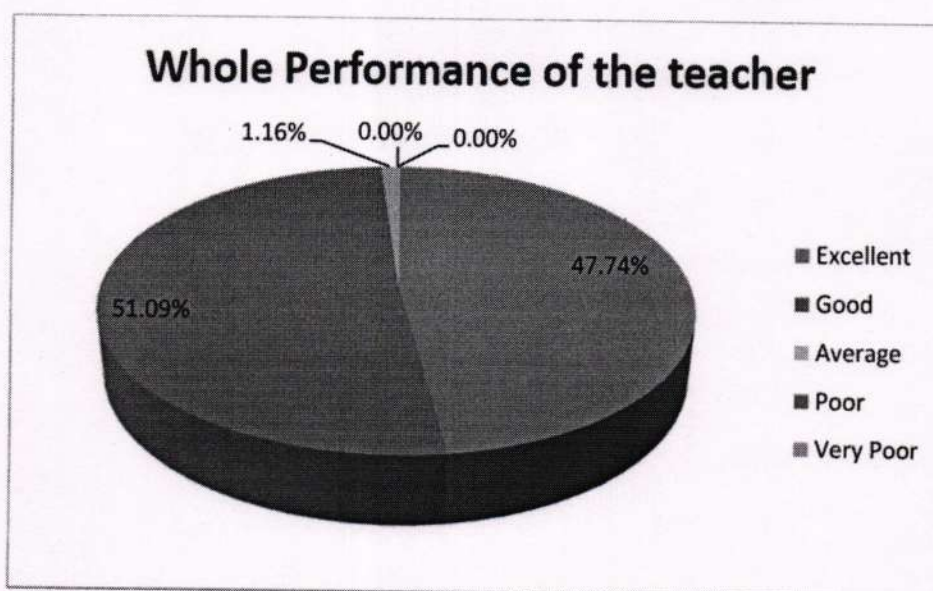

Principal
Guru Nanak College
BUDHLADA

Table:-1.10 Whole Performance of the teacher. (N = 2928)

Criteria	Number of Students	% age
Excellent	1398	47.74%
Good	1496	51.09%
Average	34	1.16%
Poor	0	0.00%
Very Poor	0	0.00%



Interpretation: It is analyzed from above table that 98.83% respondents agree that Whole performance of teacher is good and among them 47.74% is Excellent.



Principal
Guru Nanak College
BUDHLADA

(a) **Section B: Questions related to Course syllabus, assignments and class Tests**

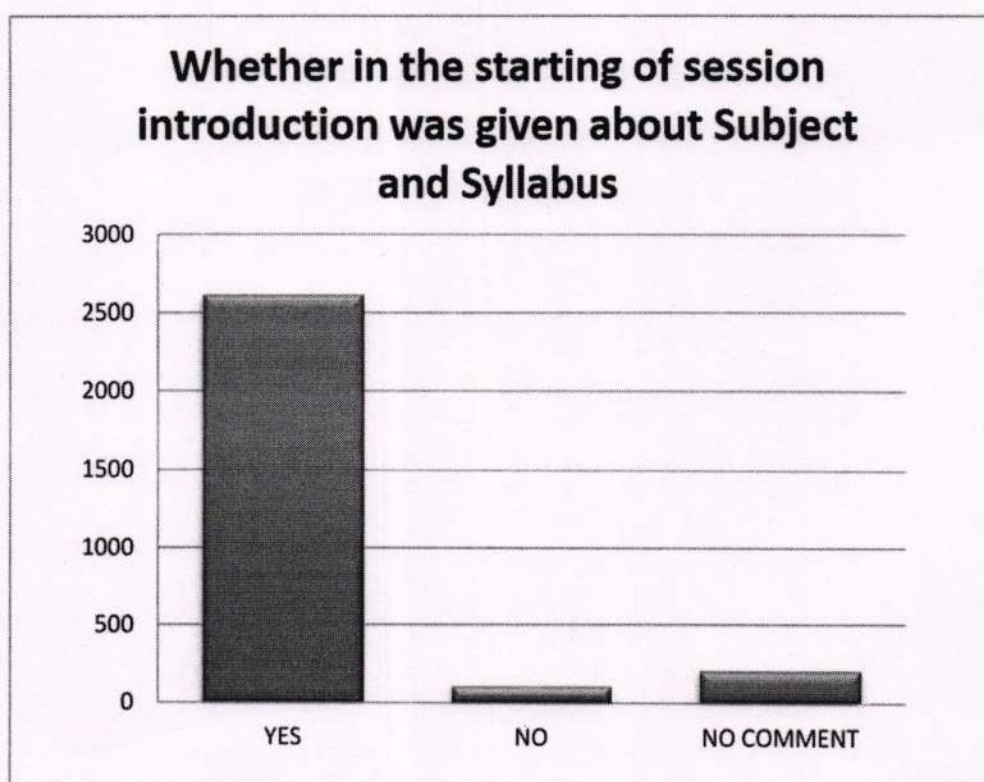
Sr. No	Contents	Yes	No	No Comments
1.	Whether in the starting of session introduction was given about Subject and Syllabus	2613	111	204
2.	Whether the syllabus is adequate or not?	2733	108	87
3.	Whether any Study material was given by teacher related to Course	2648	172	108
4.	Whether all Syllabus is completed by teacher	2590	156	182
5.	Whether extra knowledge is given by teacher related to Subject	2576	96	256
6.	Whether the assignments are given or not?	2646	88	194
7.	Whether the class Tests are given or not?	2444	197	287




Principal
Guru Nanak College
BUDHLADA

Table:-1.1 Whether in the starting of session introduction was given about Subject and Syllabus (N = 2928)

Criteria	Number of Students	% age
YES	2613	89.24%
NO	111	3.79 %
NO COMMENT	204	6.96 %



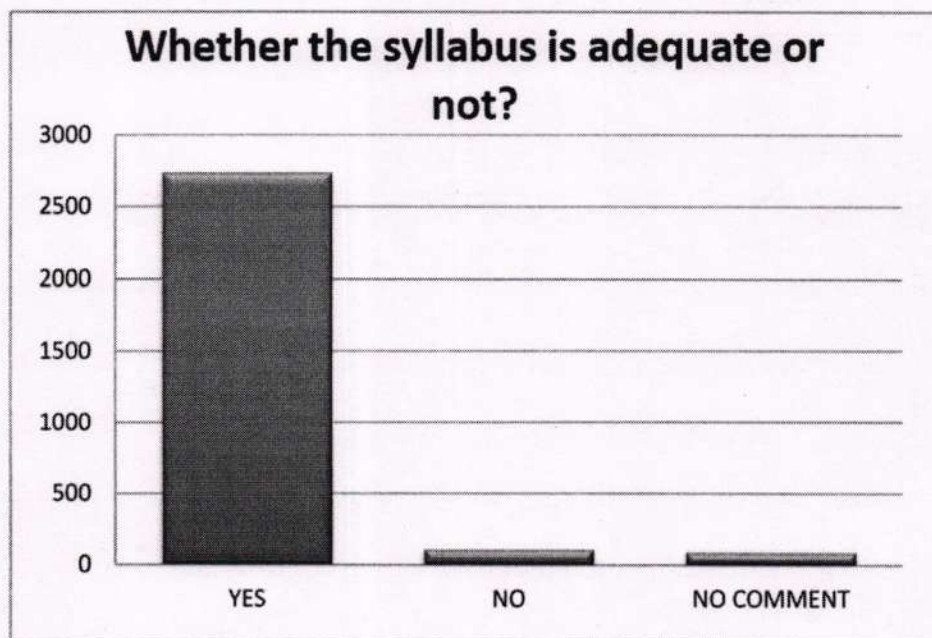
Interpretation: It is analyzed from above table that 89.24% respondents agree that in the starting of session introduction was given about Subject and Syllabus




Principal
Guru Nanak College
BUDHLADA

Table:-1.2 Whether the syllabus is adequate or not? (N = 2928)

Criteria	Number of Students	% age
YES	2733	93.34%
NO	108	3.68%
NO COMMENT	87	2.97%



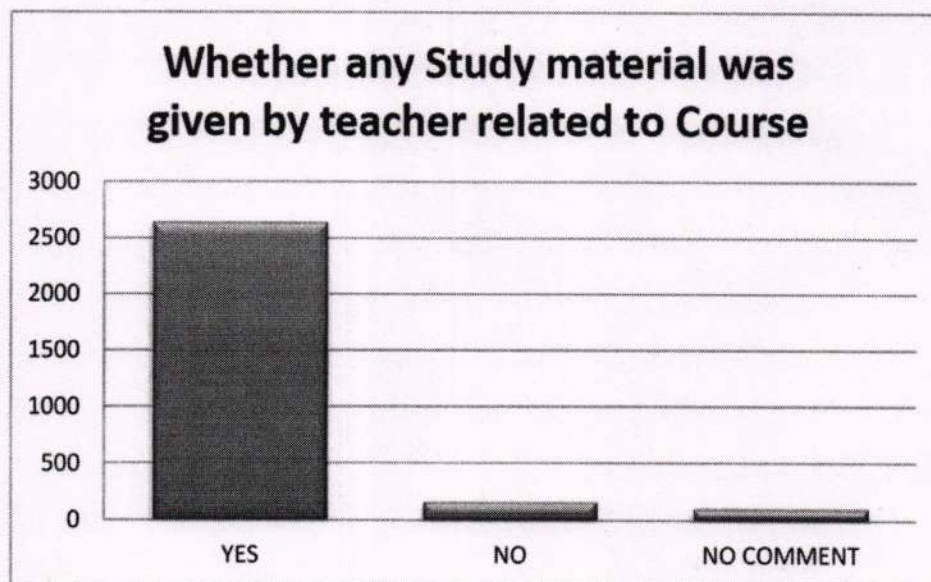
Interpretation: It is analyzed from above table that 93.34% respondents agree that Syllabus is always adequate.




Principal
Guru Nanak College
BUDHLADA

Table:-1.3 Whether any Study material was given by teacher related to Course (N = 2928)

Criteria	Number of Students	% age
YES	2648	90.43%
NO	172	5.87%
NO COMMENT	108	3.68%



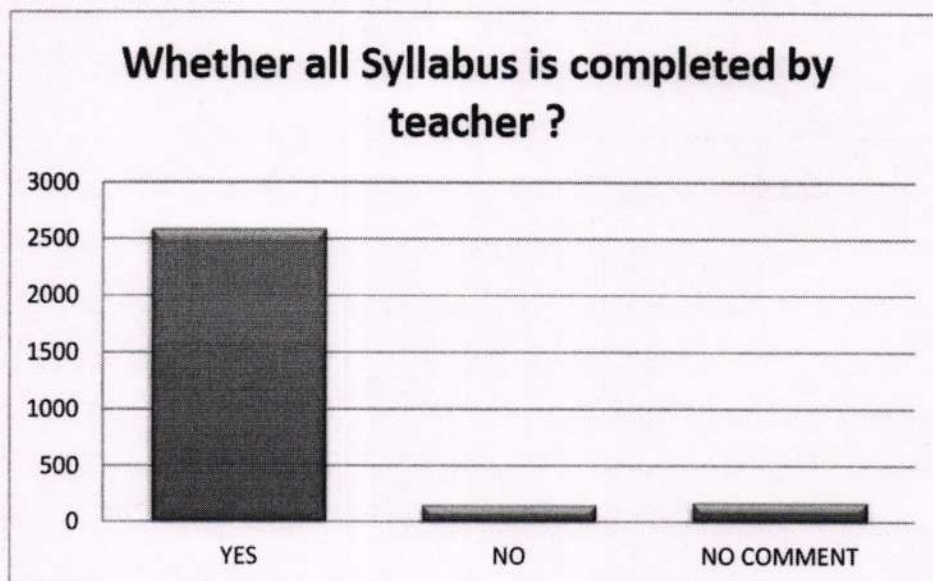
Interpretation: It is analyzed from above table that 90.43% respondents agree that Study material was given by teacher related to Course.



Principal
Guru Nanak College
BUDHLADA

Table:-1.4 Whether all Syllabus is completed by teacher ?(N = 2928)

Criteria	Number of Students	% age
YES	2590	88.45%
NO	156	5.32%
NO COMMENT	182	6.21%



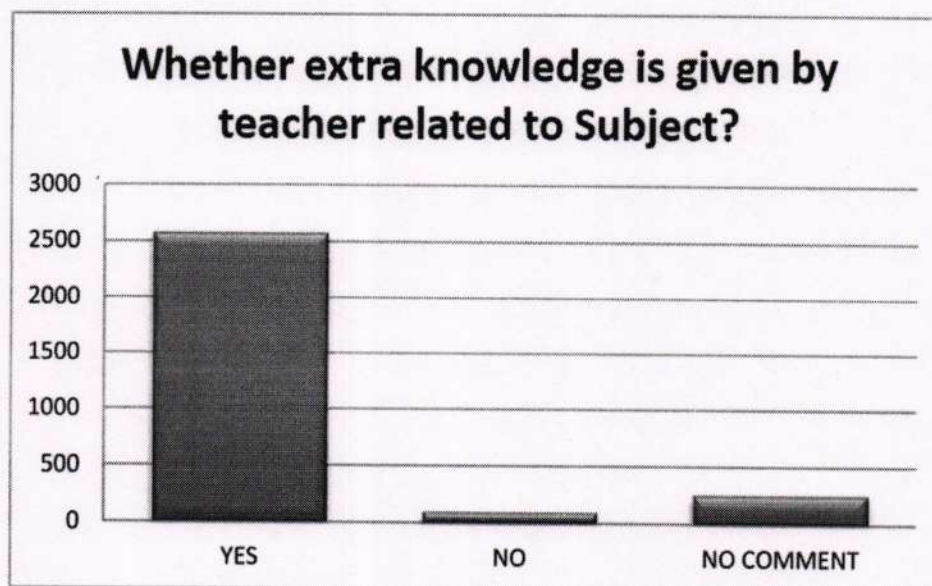
Interpretation: It is analyzed from above table that 88.45% respondents agree that all Syllabus is completed by teacher.




Principal,
Guru Nanak College
BUDHLADA

Table:-1.5 Whether extra knowledge is given by teacher related to Subject?(N = 2928)

Criteria	Number of Students	% age
YES	2576	87.97%
NO	96	3.27%
NO COMMENT	256	8.74%



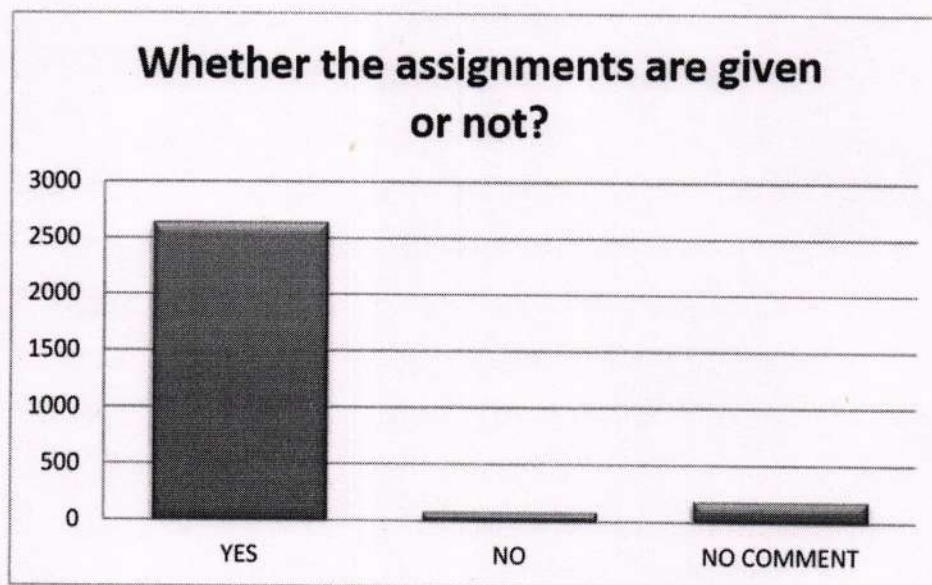
Interpretation: It is analyzed from above table that 87.97% respondents agree that extra knowledge is given by teacher related to Subject.



Principal
Guru Nanak College
BUDHLADA

Table:-1.6 Whether the assignments are given or not?(N = 2928)

Criteria	Number of Students	% age
YES	2646	90.36%
NO	88	3.00%
NO COMMENT	194	6.62%



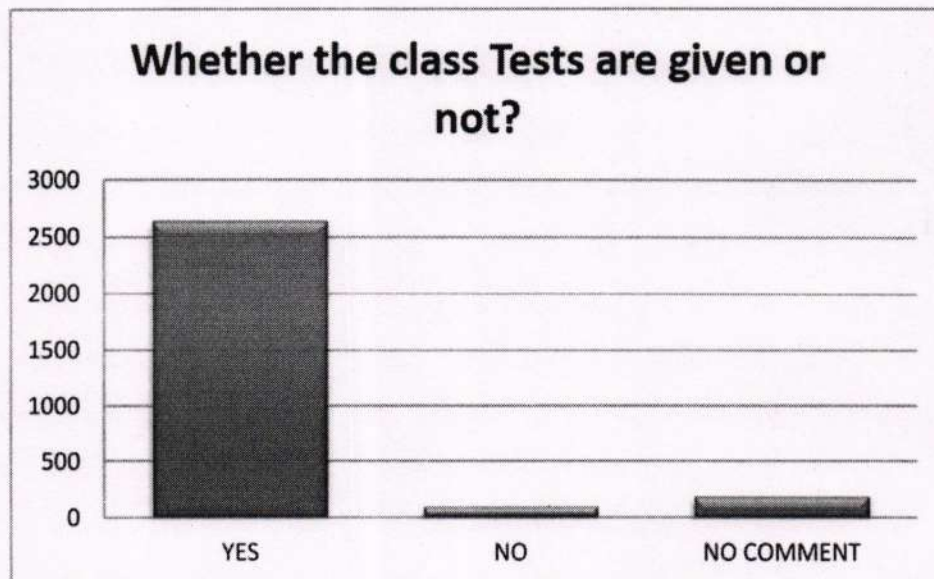
Interpretation: It is analyzed from above table that 90.36% respondents agree that the assignments are given.




Principal
Guru Nanak College
BUDHLADA

Table:-1.7 Whether the class Tests are given or not?(N = 2928)

Criteria	Number of Students	% age
YES	2644	90.30%
NO	97	3.31%
NO COMMENT	187	6.38%



Interpretation: It is analyzed from above table that 90.30% respondents agree that class Tests are given.




Principal
Guru Nanak College
BUDHLADA

(c) Section C: Feedback on Administration

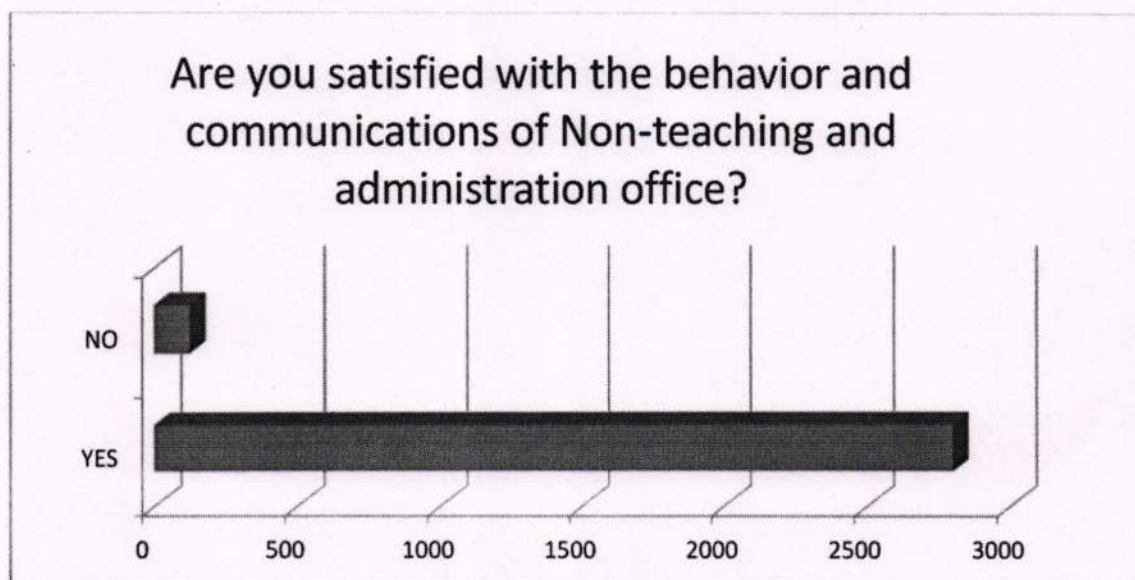
Sr. No	Contents	Yes	No
1.	Are you satisfied with the behavior and communications of Non-teaching and administration office	2802	126
2.	Are you satisfied with the services and facilities of College	2813	115
3.	Is the campus eco-friendly	2841	87
4.	Are you provided with enough and pure drinking water	2860	68
5.	Are you satisfied with the Sports and Culture facilities	2857	71
6.	Are you satisfied with the facilities of transport and other related services	2843	85
7.	Are you aware of the "NCC and NSS" activities in the college	2825	103
8.	Are you aware of "Anti-sexual Harassment Cell", "Nanhi-Chaan," "Anti-Ragging" and "Welfare" etc.	2799	129




Principal
Guru Nanak College
BUDHLADA

Table:-1.1 Are you satisfied with the behavior and communications of Non-teaching and administration office?(N = 2928)

Criteria	Number of Students	% age
YES	2802	95.69%
NO	126	4.30%



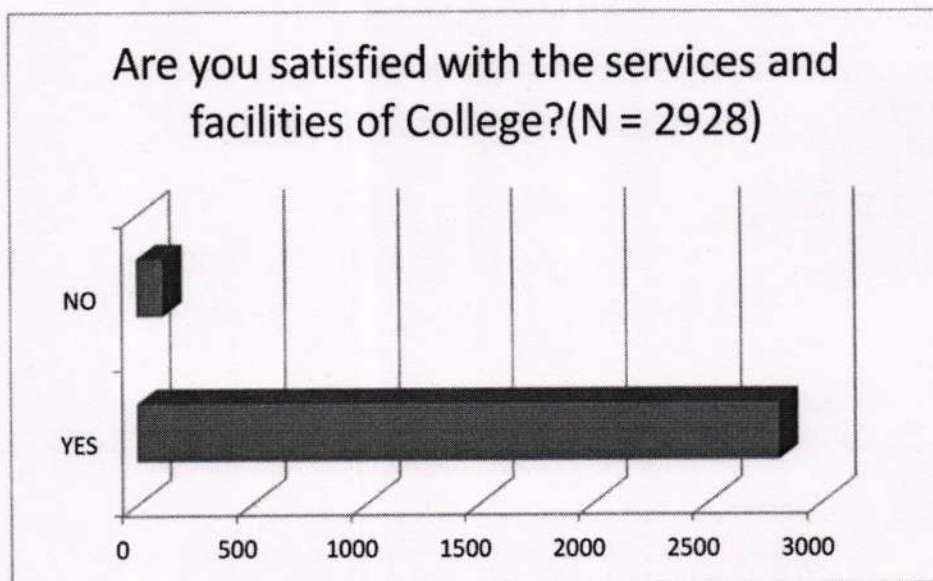
Interpretation:-It is analyzed from the table that 95.69% students are satisfied with the behaviour of nonteaching staff.




Principal
Guru Nanak College
BUDHLADA

Table:-1.2 Are you satisfied with the services and facilities of College?(N = 2928)

Criteria	Number of Students	% age
YES	2813	96.07%
NO	115	3.92%



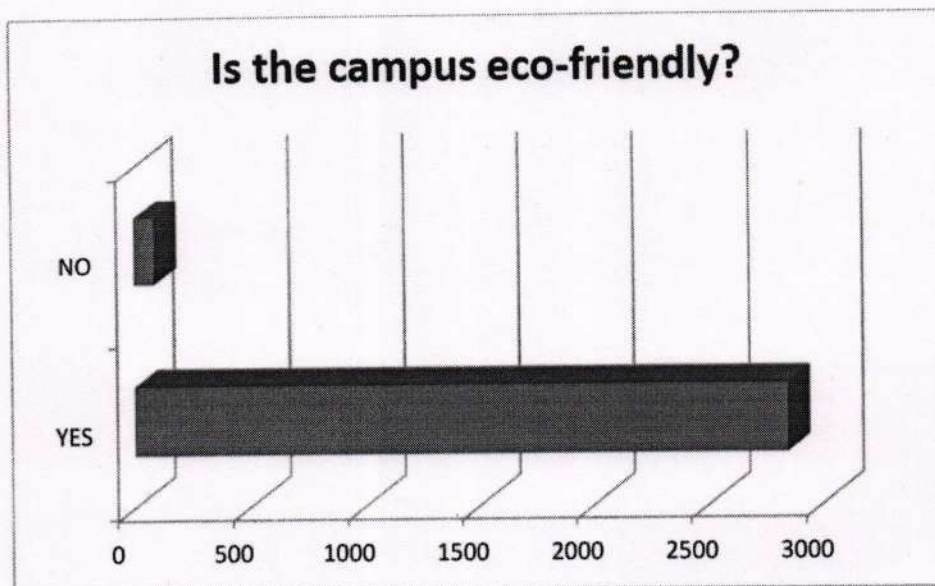
Interpretation:-It is analyzed from the table that 96.07% students are satisfied with the services and facilities of college.




Principal
Guru Nanak College
BUDHLADA

Table:-1.3 Is the campus eco-friendly?(N = 2928)

Criteria	Number of Students	% age
YES	2841	97.02%
NO	87	2.97%



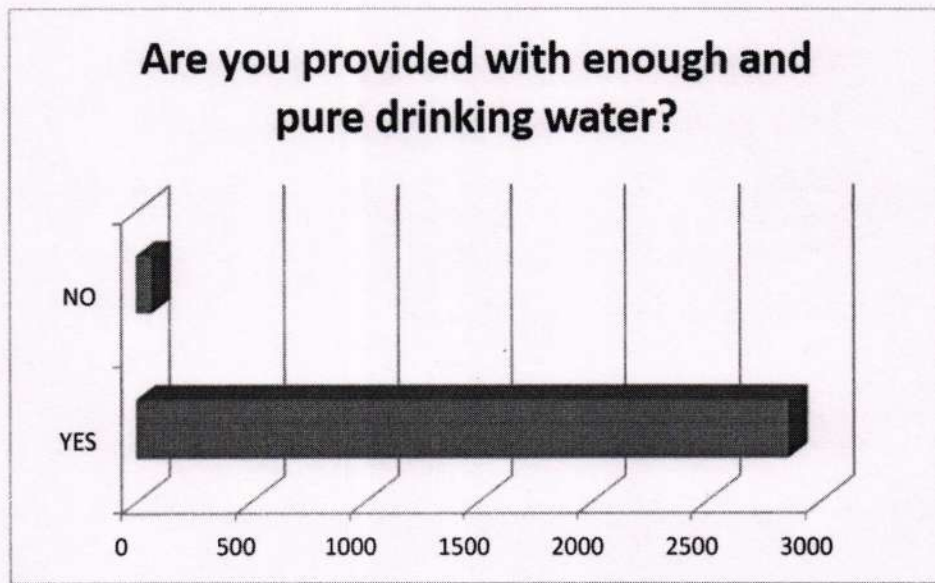
Interpretation:-According to this table, 97.02 students agreed with the eco-friendly system of the college.




Principal
Guru Nanak College
BUDHLADA

Table:-1.4 Are you provided with enough and pure drinking water?(N = 2928)

Criteria	Number of Students	% age
YES	2860	97.6%
NO	68	2.32%



Interpretation:-According to this table, 97.6% students are satisfied with the quality of pure drinking water.





Principal
Guru Nanak College
BUDHLADA

Table:-1.5 Are you satisfied with the Sports and Culture facilities?(N = 2928)

Criteria	Number of Students	% age
YES	2857	97.57%
NO	71	2.42%



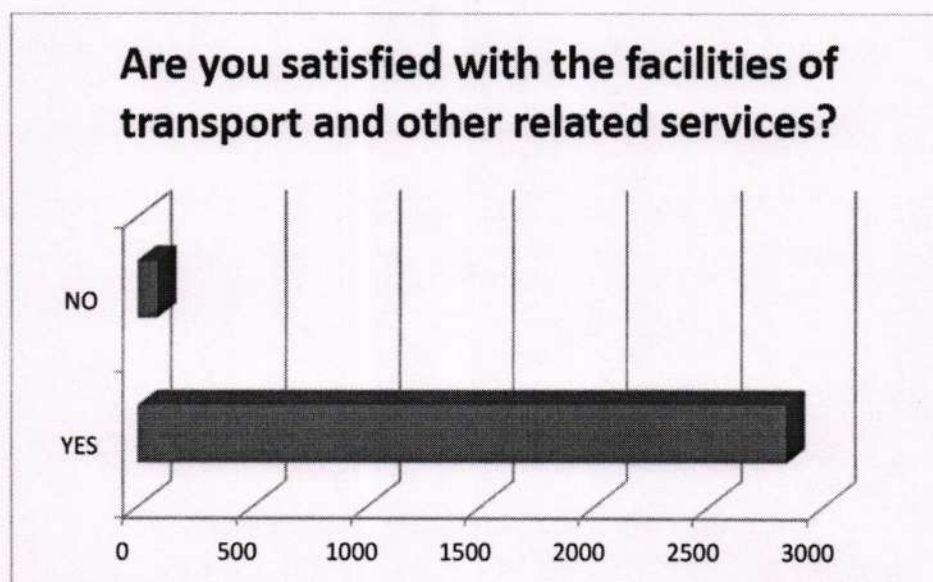
Interpretation:-It is analyzed from the above table that 97.57% students are satisfied with the sports and cultural activities.




Principal
Guru Nanak College
BUDHLADA

Table:-1.6 Are you satisfied with the facilities of transport and other related services?(N = 2928)

Criteria	Number of Students	% age
YES	2843	97.19%
NO	85	2.90%



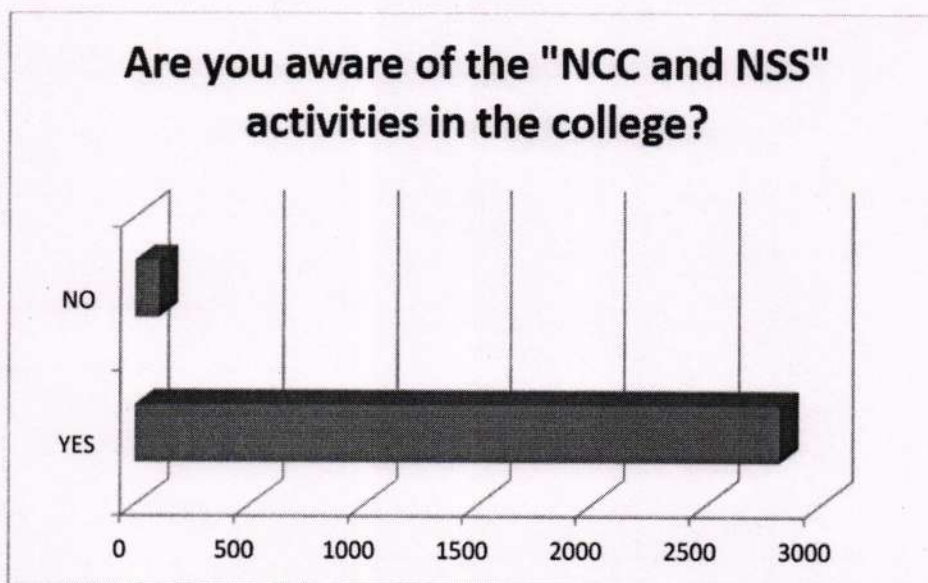
Interpretation:-According to this table analyzed that 97.19% students are satisfied with transport and other facilities.




Principal
Guru Nanak College
BUDHLADA

Table:-1.7 Are you aware of the "NCC and NSS" activities in the college?(N = 2928)

Criteria	Number of Students	% age
YES	2825	96.48%
NO	103	3.51%



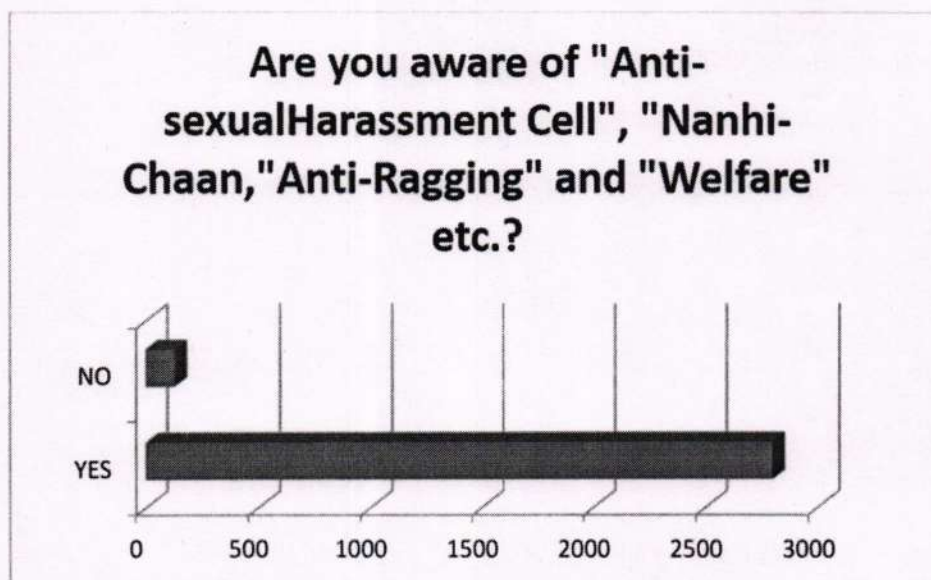
Interpretation:-it is analyzed from the above table that 96.48% students are known from NSS and NCC activities.




Principal
Guru Nanak College
BUDHLADA

Table:-1.8 Are you aware of "Anti-sexual Harassment Cell", "Nanhi-Chaan,"Anti-Ragging"and "Welfare" etc.?(N = 2928)

Criteria	Number of Students	% age
YES	2799	95.59%
NO	129	4.40%



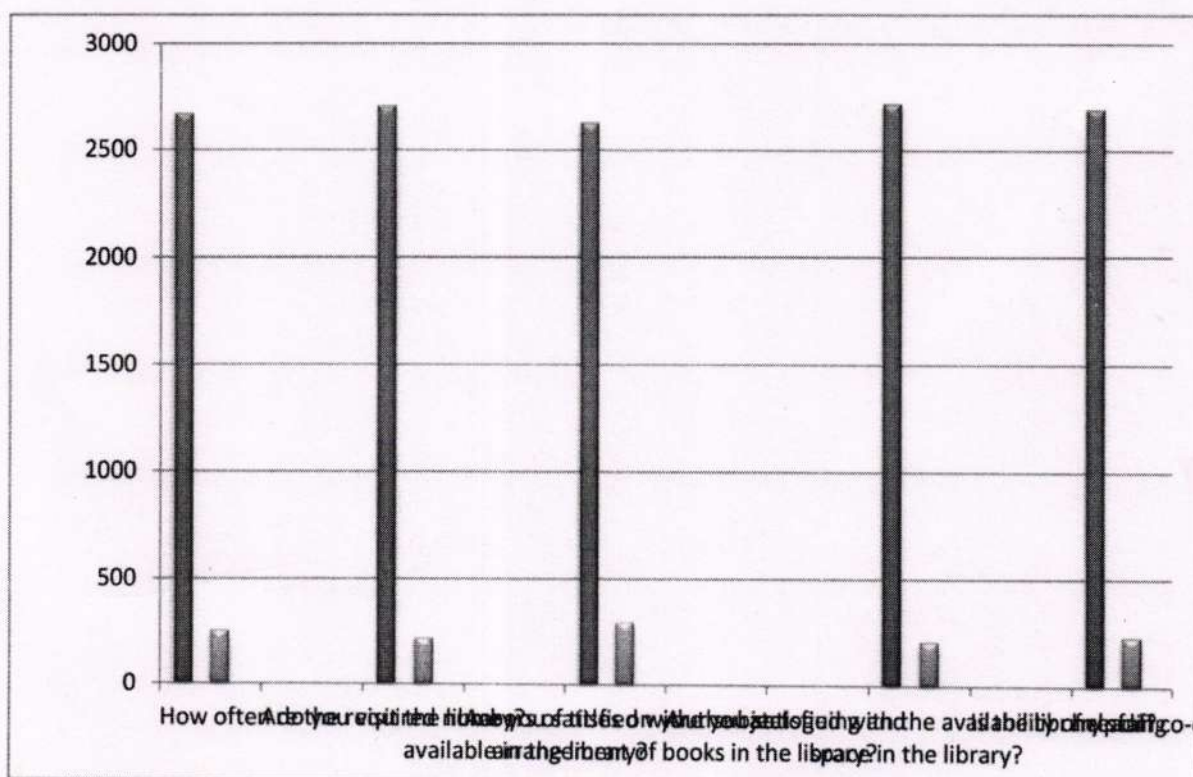
Interpretation:-it is analyzed from the above table that 95.59% students are known about college cells and its activities and 4.40% are not known



Principal
Guru Nanak College
BUDHLADA

(d) Section D: Library

Contents	Yes	% age	No	% age
How often do you visit the library?	2674	91.32%	254	8.67%
Are the required numbers of titles on your subject available in the library?	2709	92.52%	219	7.47%
Are you satisfied with the cataloguing and arrangement of books in the library?	2632	89.89%	296	10.10%
Are you satisfied with the availability of reading space in the library?	2721	92.93%	207	7.06%
Is the library staff co-operative and helpful?	2697	92.11%	231	7.88%



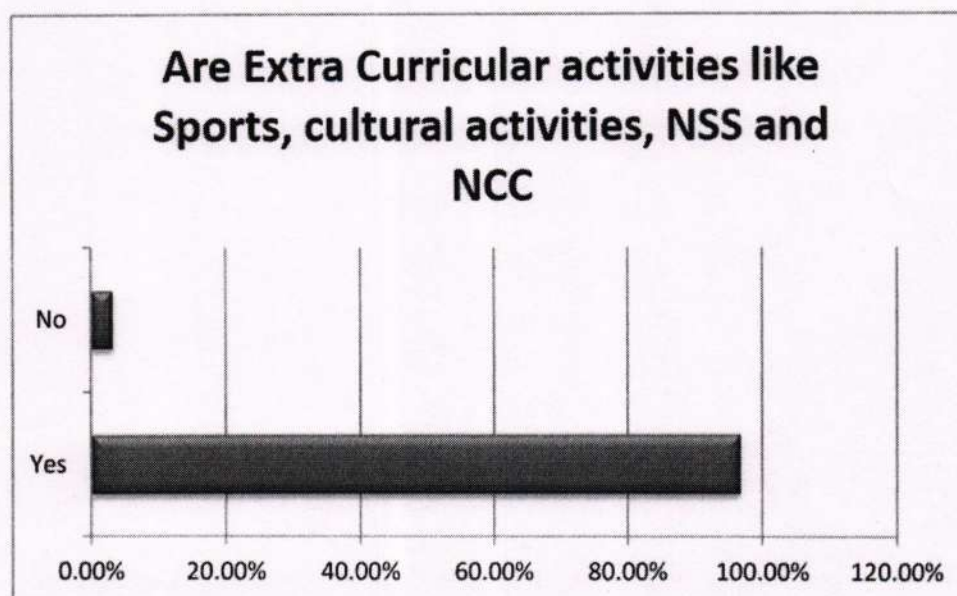
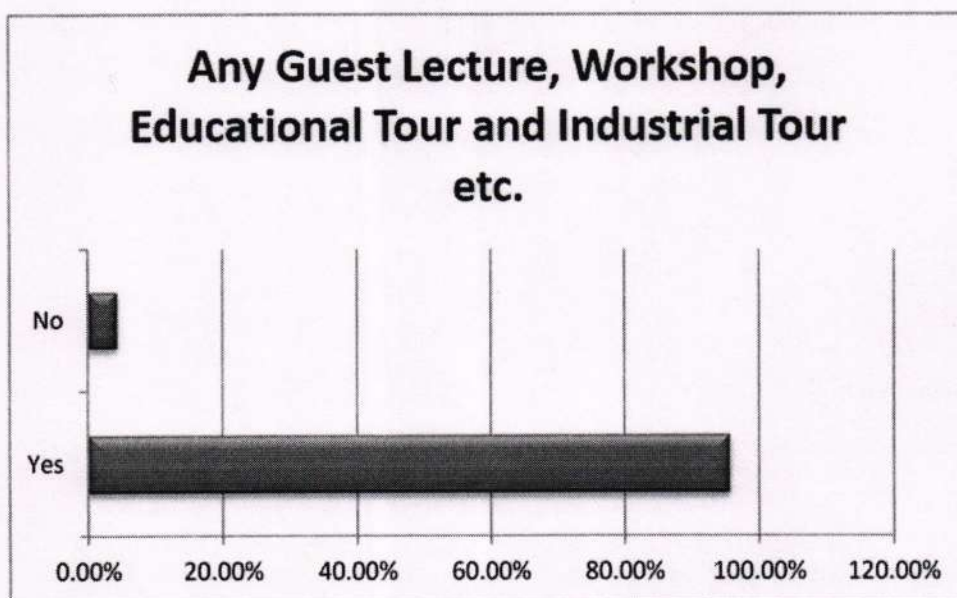
Interpretation:- It is analyzed that approximately 92.00% students are satisfied with the facilities of the library.



[Signature]
Principal
Guru Nanak College
BUDHLADA

(e) Section E: Other

Sr. No	Contents	Yes	% age	No	% age
1.	Any Guest Lecture, Workshop, Educational Tour and Industrial Tour etc.	2801	95.66%	127	4.33%
2.	Are Extra Curricular activities like Sports, cultural activities, NSS and NCC	2834	96.78%	94	3.21%



Interpretation:- It is analyzed that 96.00% students are satisfied that Guest lectures, Workshops, Tours and extra Curricular activities are organized.




Principal
Guru Nanak College
BUDHLADA

2. ANALYSIS OF PARENT'S FEEDBACK FORM (N=428)

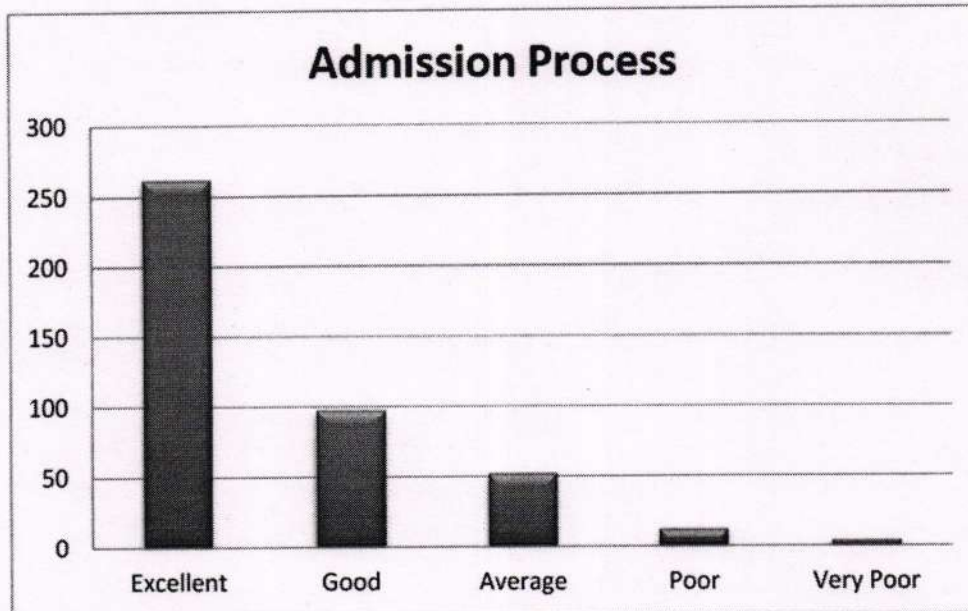
(a) Section-A: Parent's Satisfaction

Sr. No	Contents	Very Poor	Poor	Average	Good	Excellent
1.	Admission Process	4	12	52	98	262
2.	Improvement in knowledge of your daughter/son	5	14	47	59	303
3.	Improvement in skills of your daughter/son	9	13	39	72	295
4.	Improvement in Attitude of your daughter/son	7	12	41	76	292
5.	Improvement in the level of self-confidence of your daughter/son	12	19	49	54	294
6.	Enhancement in the job opportunities of your daughter/son	6	15	51	39	317
7.	Overall Performance(Academic and ExtraCurricular activities) of your daughter/son	7	12	39	81	289
8.	Interaction/communication with the college administration	4	16	45	76	287
9.	The College ambience is conducive for learning	4	14	47	56	307
10.	Safety of your daughter/son in the college campus	6	17	42	60	303
11.	The facilities including library, hostel, transport etc.	7	11	37	79	294
12.	Overall rating of the college	8	22	47	64	287



Principal
Guru Nanak College
BUDHLADA

Table:-1.1 Admission Process(N = 428)		
Criteria	Number of Students	% age
Excellent	262	61.21%
Good	98	22.89%
Average	52	12.14%
Poor	12	2.80%
Very Poor	4	0.93%



Interpretation:- 61.21% Parents are strongly agreed and 22.89% are agreeing that Admission Process is Good



Principal
Guru Nanak College
BUDHLADA

Table:-1.2 Improvement in knowledge of your daughter/son (N = 428)

Criteria	Number of Students	% age
Excellent	303	70.79 %
Good	59	13.78 %
Average	47	10.98%
Poor	14	3.27%
Very Poor	5	1.16%



Interpretation:-70.79% Parents are strongly agreed and 13.78%are agreeing that there is Improvement in knowledge of their daughter/son




Principal
GURU NANAK COLLEGE
BUDHLADA

Table:-1.3 Improvement in skills of your daughter/son(N = 428)

Criteria	Number of Students	% age
Excellent	295	68.92%
Good	72	16.82%
Average	39	9.11%
Poor	13	3.03%
Very Poor	9	2.10%



Interpretation:-68.92% Parents are strongly agreed and 16.82%are agreeing that there is Improvement in skills of their daughter/son.




Principal
Guru Nanak College
BUDHLADA

Table:-1.4 Improvement in Attitude of your daughter/son(N = 428)

Criteria	Number of Students	% age
Excellent	292	68.22 %
Good	76	17.75 %
Average	41	9.57 %
Poor	12	2.8 %
Very Poor	7	1.63 %



Interpretation:-68.22% Parents are strongly agreed and 17.75% are agreeing that there is Improvement in Attitude of their daughter/son.




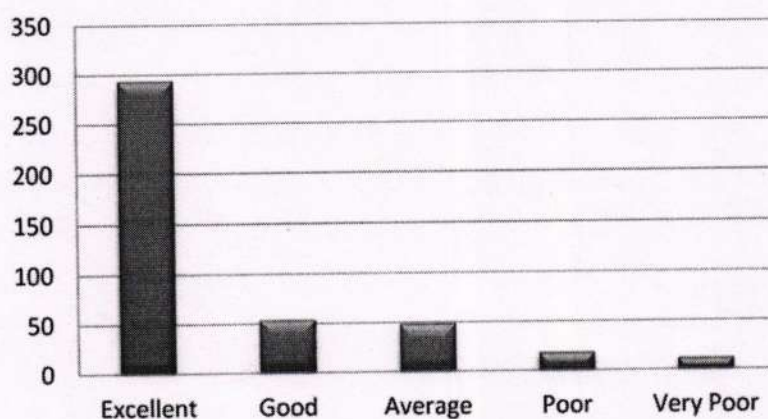

Principal
Guru Nanak College
BUDHLADA

Table:-1.5 Improvement in the level of self-confidence of your daughter/son (N = 428)

Criteria	Number of Students	% age
Excellent	294	68.69%
Good	54	12.61%
Average	49	11.44%
Poor	19	4.43%
Very Poor	12	2.80%

Improvement in the level of self-confidence of your daughter/son



Interpretation:-68.69%Parents are strongly agreed and 12.61%are agreeing that there is Improvement in the level of self-confidence of their daughter/son.



De AM
Principal
Guru Nanak College
BUDHLADA

Table:-1.6 Enhancement in the job opportunities of your daughter/son(N = 428)

Criteria	Number of Students	% age
Excellent	277	64.71%
Good	79	18.58%
Average	51	11.91%
Poor	15	3.50%
Very Poor	6	1.40%



Interpretation:-64.71%Parents are strongly agreed and 18.58% are agreeing that there is enhancement in job opportunities of their daughter/son.




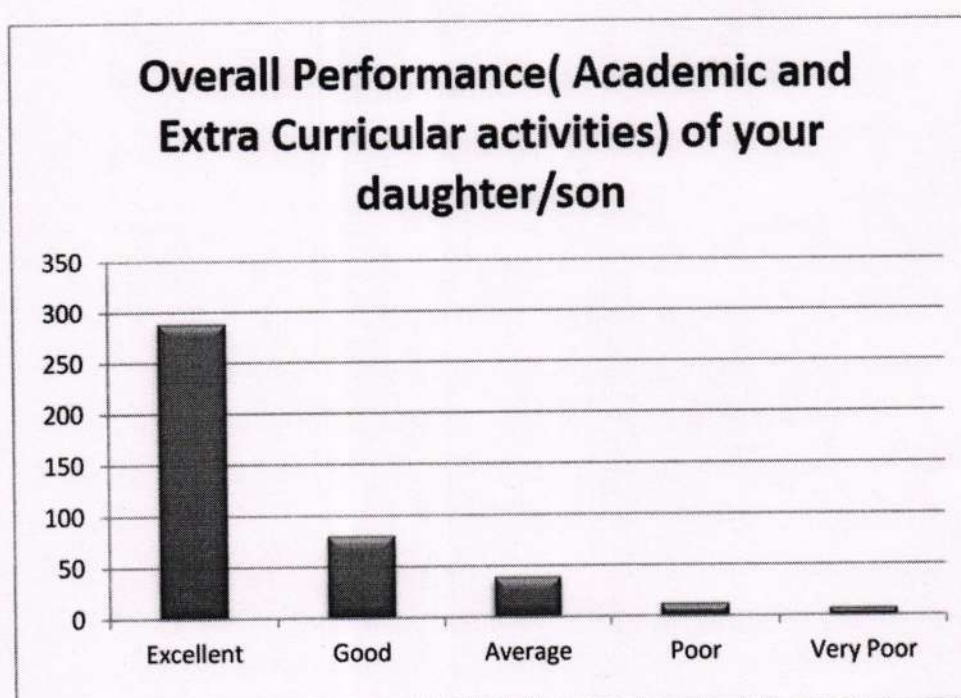

Principal
Guru Nanak College
BUDHLADA

Table:-1.7 Overall Performance(Academic and Extra Curricularactivities) of your daughter/son
(N = 428)

Criteria	Number of Students	% age
Excellent	289	67.52%
Good	81	18.92%
Average	39	9.17%
Poor	12	2.80%
Very Poor	7	1.64%



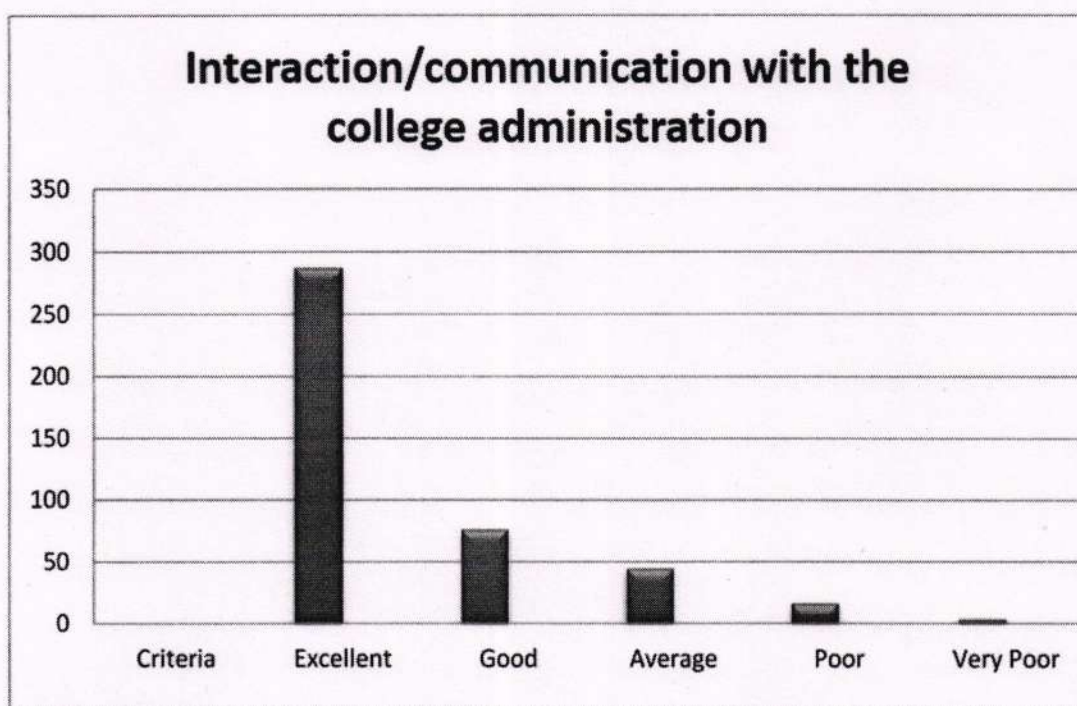
Interpretation:-67.52% Parents are strongly agreed and 18.92% are agreeing that there is enhancement in overall Performance of their daughter/son.




Principal
Guru Nanak College
BUDHLADA

Table:-1.8 Interaction/communication with the college administration (N = 428)

Criteria	Number of Students	% age
Excellent	287	67.05%
Good	76	17.75%
Average	45	10.51%
Poor	16	3.7%
Very Poor	4	0.93%



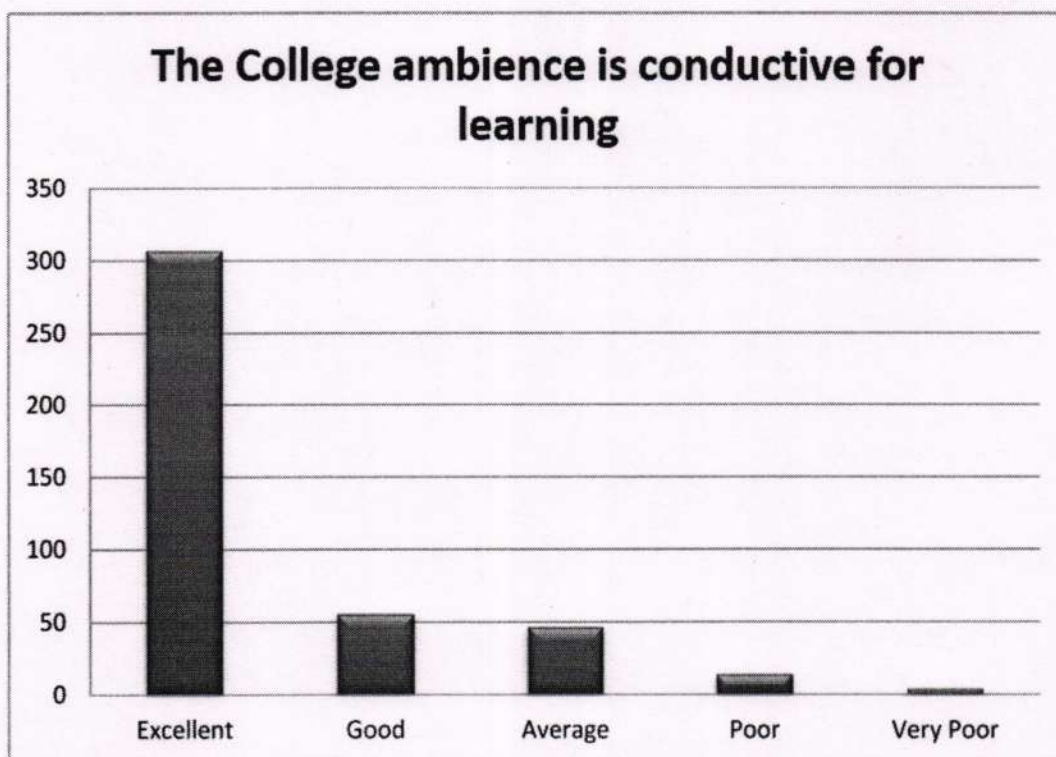
Interpretation:- 67.05% Parents are strongly agreed and 17.75% are agreeing that there is good interaction /communication with the college.




Principal
Guru Nanak College
BUDHLADA

Table:-1.9 The College ambience is conducive for learning(N = 428)

Criteria	Number of Students	% age
Excellent	307	71.72%
Good	56	13.08%
Average	47	10.98%
Poor	14	3.27%
Very Poor	4	0.93%



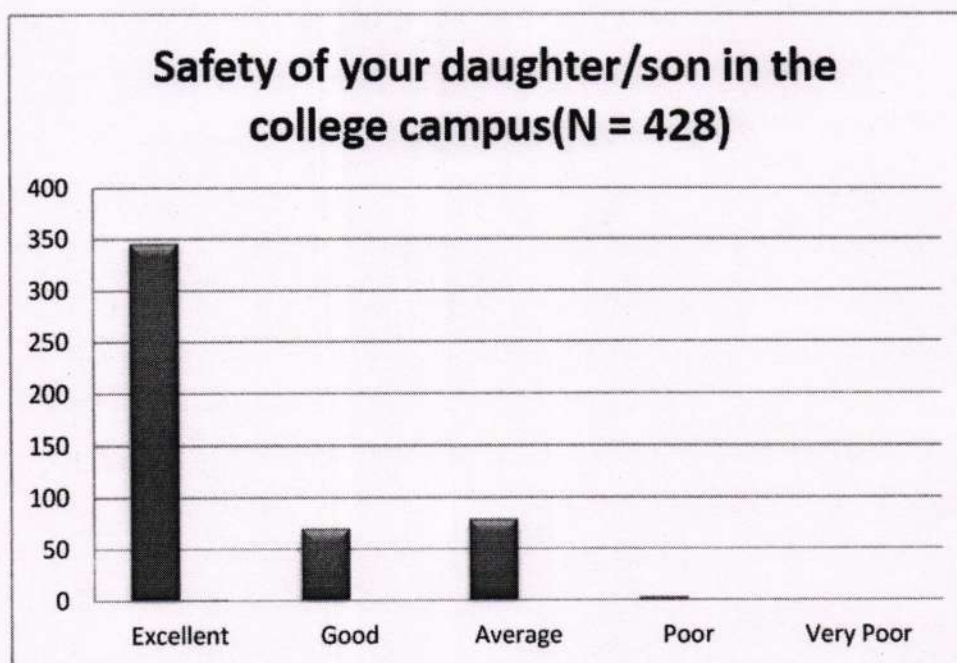
Interpretation: - 71.72% Parents are strongly agreed and 13.08% are agreeing that the College ambience is conducive for learning.




Principal
Guru Nanak College
BUDHLADA

Table:-1.10 Safety of your daughter/son in the college campus(N = 428)

Criteria	Number of Students	% age
Excellent	303	70.79%
Good	60	14.01%
Average	42	9.81%
Poor	17	3.97%
Very Poor	6	1.40%



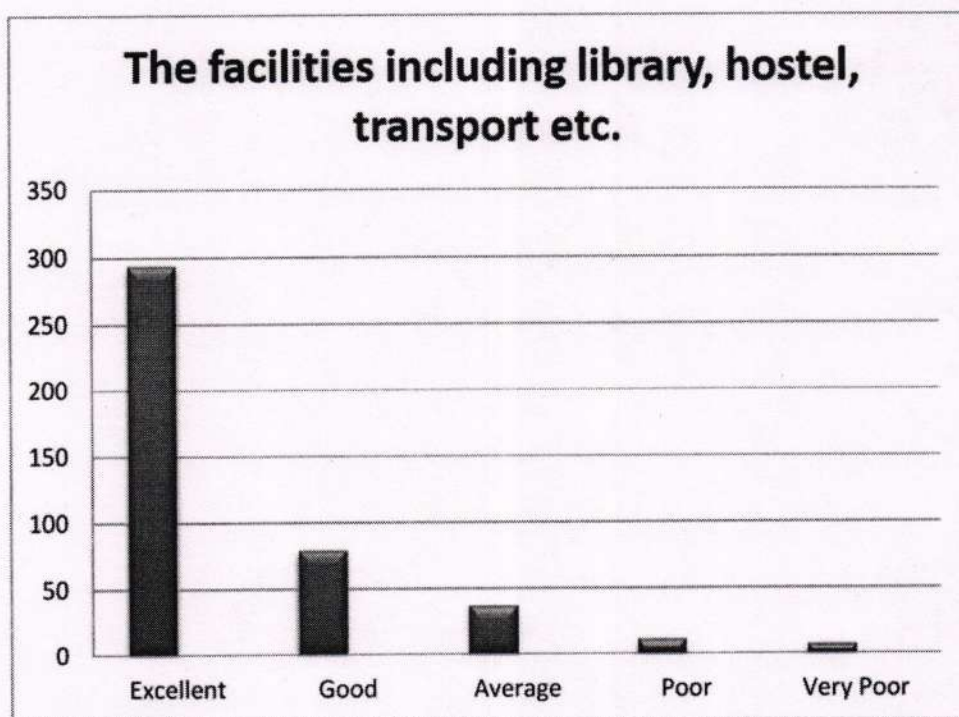
Interpretation :- 70.79% Parents are strongly agreed and 14.01% are agreeing that there is safety of their daughter/son in the college Campus.




Principal
Guru Nanak College
BUDHLADA

Table:-1.11 The facilities including library, hostel, transport etc.(N =428)

Criteria	Number of Students	% age
Excellent	294	68.69%
Good	79	18.45%
Average	37	8.64%
Poor	11	2.57%
Very Poor	7	1.63%



Interpretation:- 68.69% Parents are strongly agreed and 18.45% are agreeing that there are good facilities including library, hostel, transport etc.




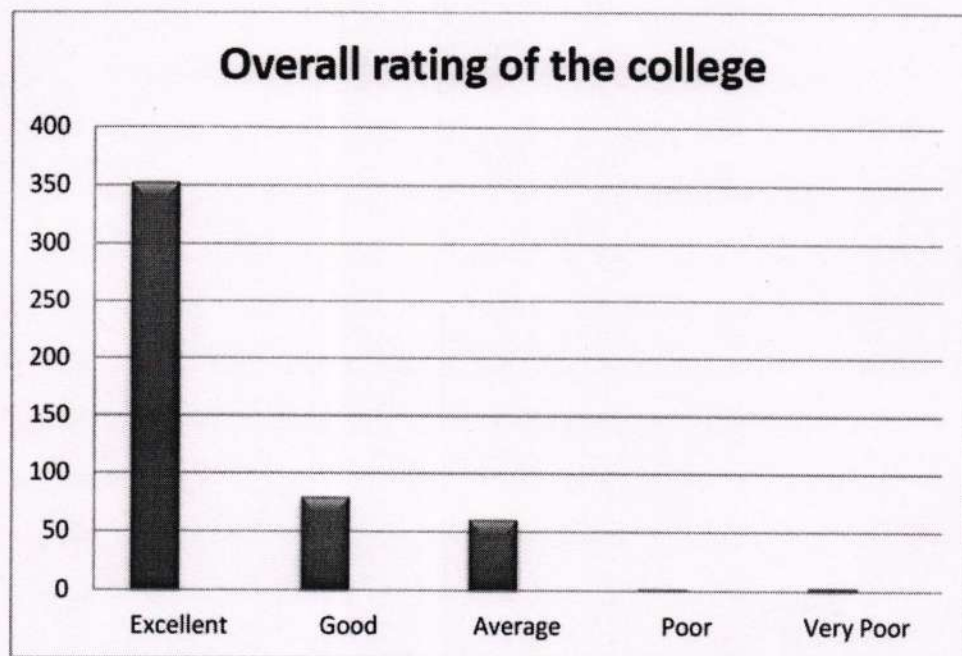

Principal
Guru Nanak College
BUDHLADA

Table:-1.12 Overall rating of the college (N = 428)

Criteria	Number of Students	% age
Excellent	287	67.05%
Good	64	14.95%
Average	47	10.98%
Poor	22	5.14%
Very Poor	8	1.86%



Interpretation: - 67.05% Parents are strongly agreed and 14.95% are agreeing that overall college is very good.




Principal
Guru Nanak College
BUDHLADA

3. ANALYSIS OF ALUMNI FEEDBACK FORM (N=722)

a) Section-A : About College

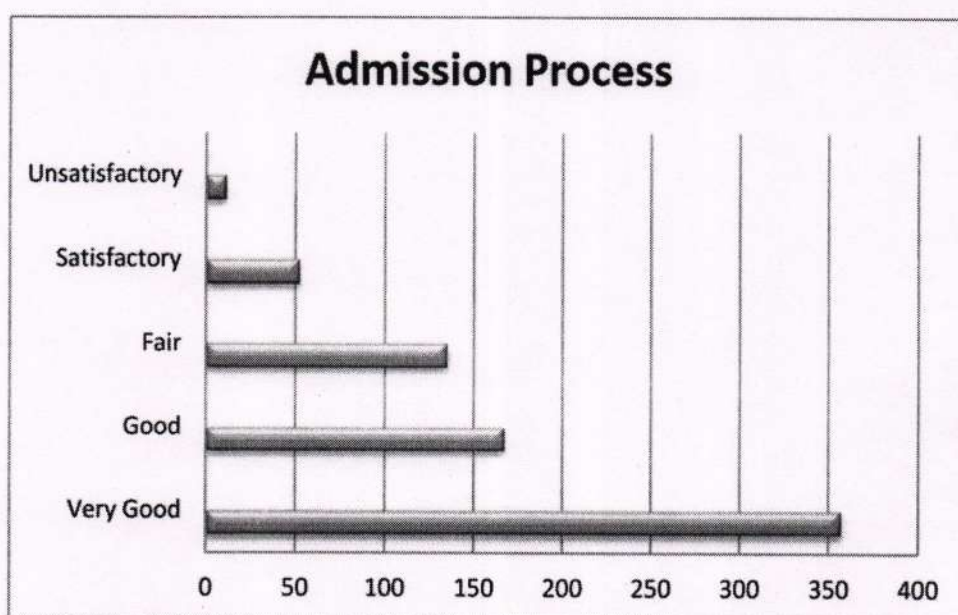
Sr. No	Contents`	Unsatisfactory	Satisfactory	Fair	Good	Very Good
1.	Admission Procedure	11	52	135	167	357
2.	Infrastructure and Lab facilities	15	43	128	158	378
3.	Faculty	22	68	142	144	346
4.	Project Guidance	18	94	183	93	334
5.	Quality of support material	14	67	145	125	371
6.	Training and Placement	19	88	192	74	349
7.	Library	23	56	146	158	339
8.	Canteen Facilities	17	73	123	128	381
9.	Hostel Facilities	12	81	133	160	336
10.	Overall Rating of the College	13	64	169	107	369
11.	Alumni Association/ Network of Old Friends	23	59	148	108	384




Principal,
Guru Nanak College
BUDHLADA

Table:-1.1 Admission Process (N = 722)

Criteria	Number of Students	% age
Very Good	357	49.44%
Good	167	23.13%
Fair	135	18.69%
Satisfactory	52	7.20%
Unsatisfactory	11	1.52%



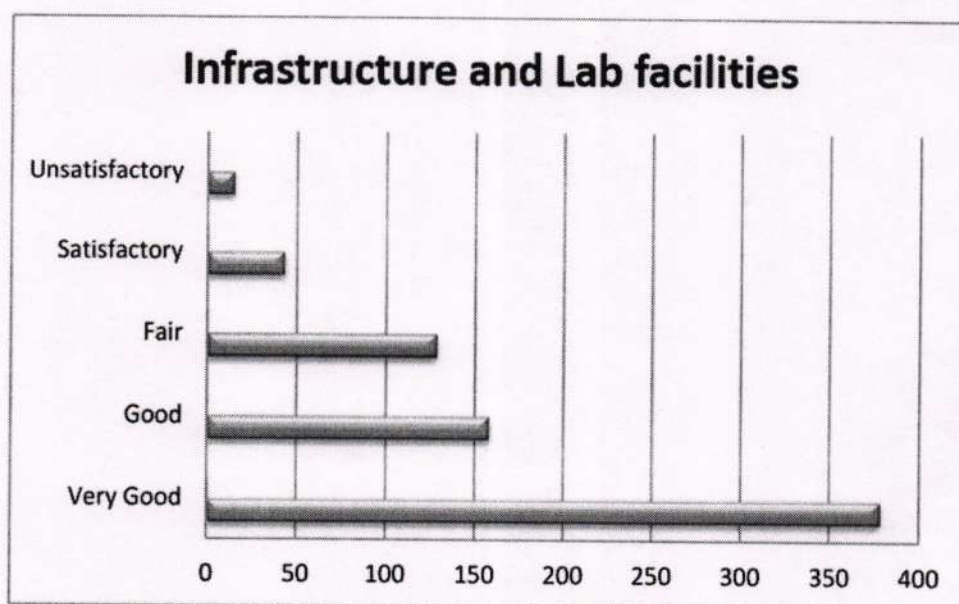
Interpretation: - 49.44% Students are strongly agreed and 23.13% are agreeing that Admission process is good.




Principal
Guru Nanak College
BUDHLADA

Table:-1.2 Infrastructure and Lab facilities (N = 722)

Criteria	Number of Students	% age
Very Good	378	52.35%
Good	158	21.88%
Fair	128	17.72%
Satisfactory	43	5.95%
Unsatisfactory	15	2.07%

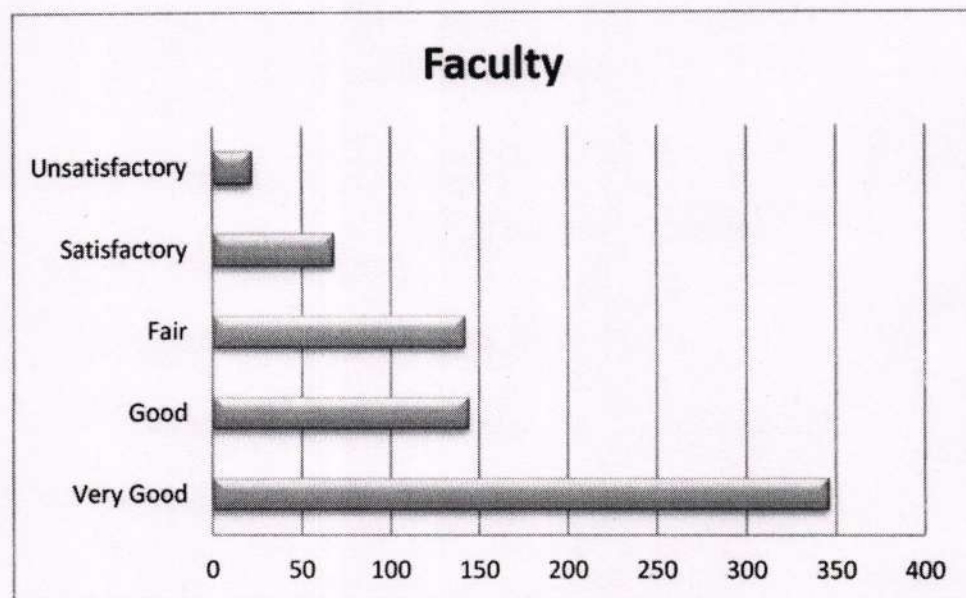


Interpretation:- 52.35% Students are strongly agreed and 21.88% are agreeing that Infrastructure and Lab facilities is good.




Principal
Guru Nanak College
BUDHLADA

Table:-1.3 Faculty (N =722)		
Criteria	Number of Students	% age
Very Good	346	47.92%
Good	144	19.94%
Fair	142	19.66%
Satisfactory	68	9.41%
Unsatisfactory	22	3.04 %



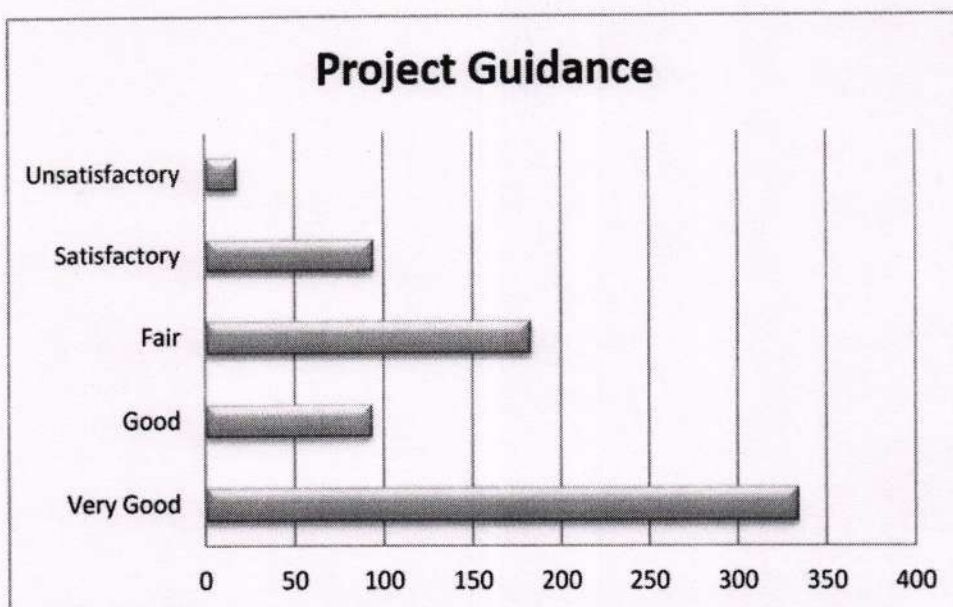
Interpretation: - 47.92% Students are strongly agreed and 19.94% are agreeing that Faculty is good.




Principal
Guru Nanak College
BUDHLADA

Table:-1.4 Project Guidance (N = 722)

Criteria	Number of Students	% age
Very Good	334	46.26%
Good	93	12.88%
Fair	183	25.34%
Satisfactory	94	13.01%
Unsatisfactory	18	2.49%



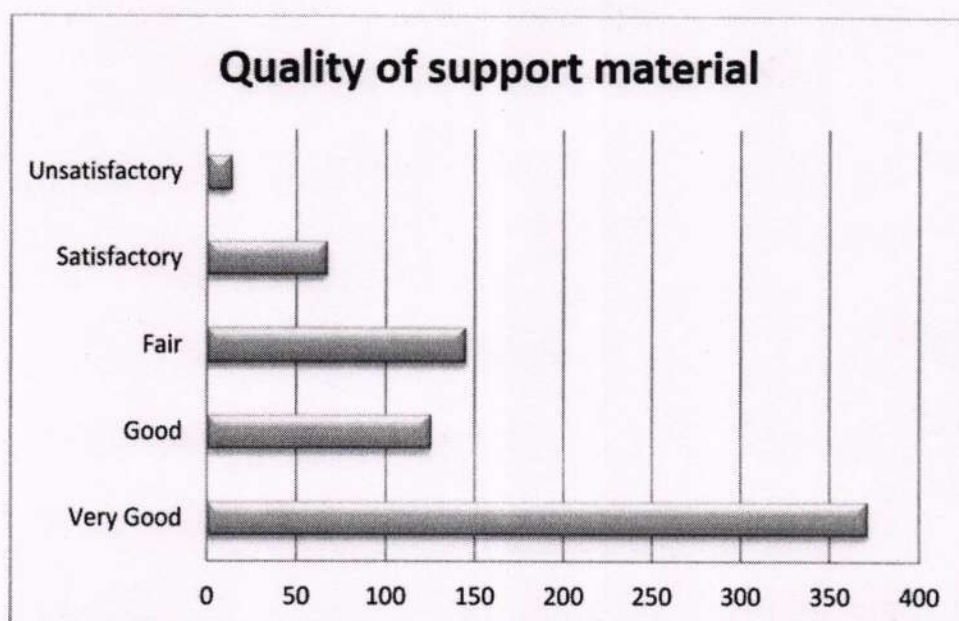
Interpretation: - 46.26% Students are strongly agreed and 12.88% are agreeing that Project Guidance is good.




Principal
Guru Nanak College
BUDHLADA

Table:-1.5 Quality of support material (N =722)

Criteria	Number of Students	% age
Very Good	371	51.38%
Good	125	17.31%
Fair	145	20.08%
Satisfactory	67	9.27%
Unsatisfactory	14	1.93%



Interpretation: - 51.38% Students are strongly agreed and 17.31% are agreeing that Quality of support material is good.




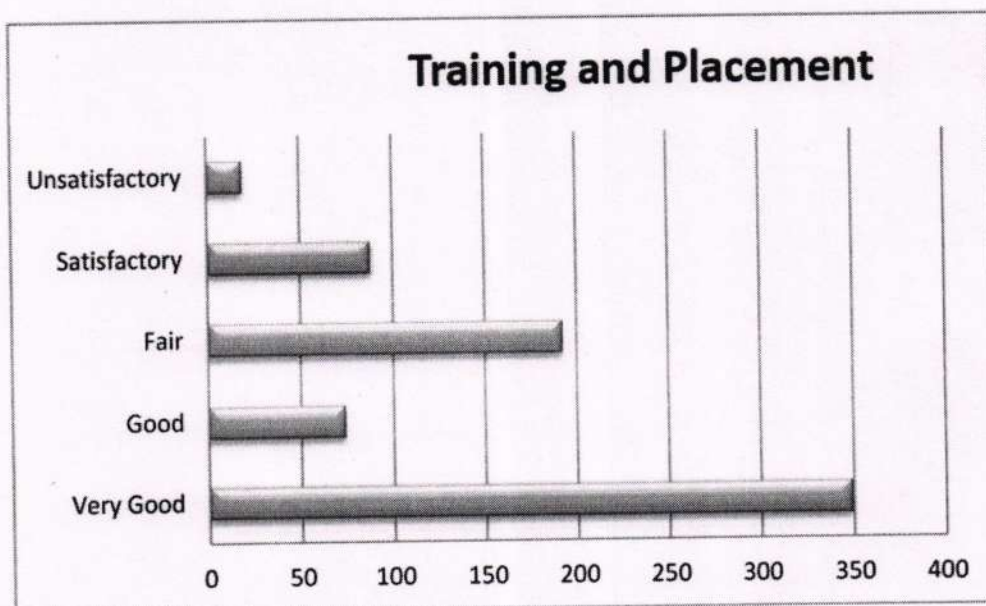

Principal
Guru Nanak College
BUDHLADA

Table:-1.6 Training and Placement(N = 722)

Criteria	Number of Students	% age
Very Good	349	48.33%
Good	74	10.24%
Fair	192	26.59%
Satisfactory	88	12.18 %
Unsatisfactory	19	2.63%



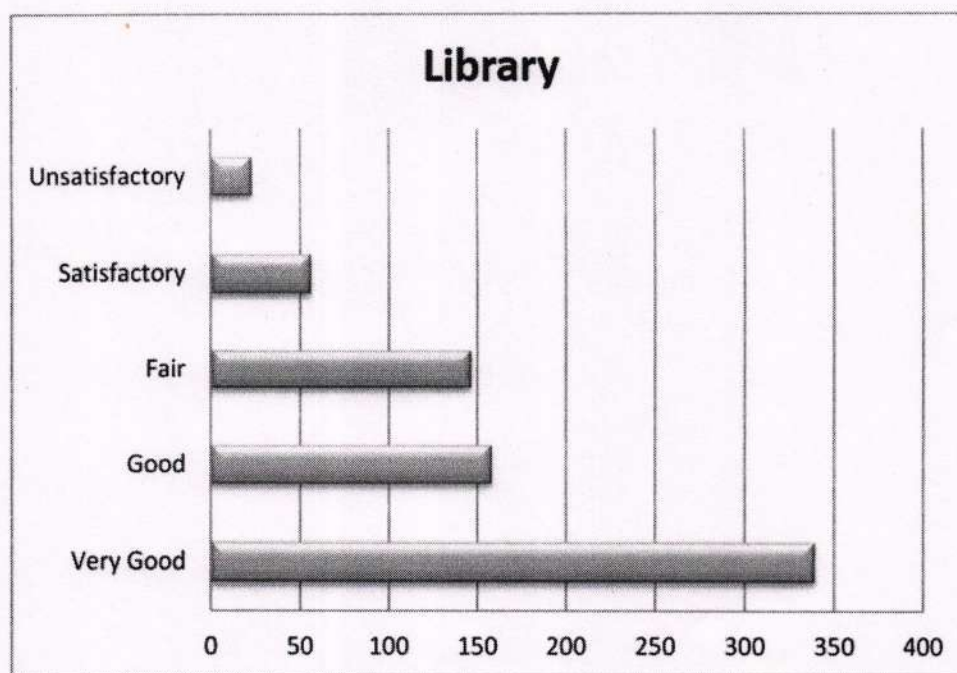
Interpretation: - 48.33% Students are strongly agreed and 10.24% are agreeing that Training and Placement is good.




Principal
GURU Nanak College
BUDHLADA

Table:-1.7 Library (N = 722)

Criteria	Number of Students	% age
Very Good	339	46.95%
Good	158	21.88%
Fair	146	20.22%
Satisfactory	56	7.75%
Unsatisfactory	23	3.18%



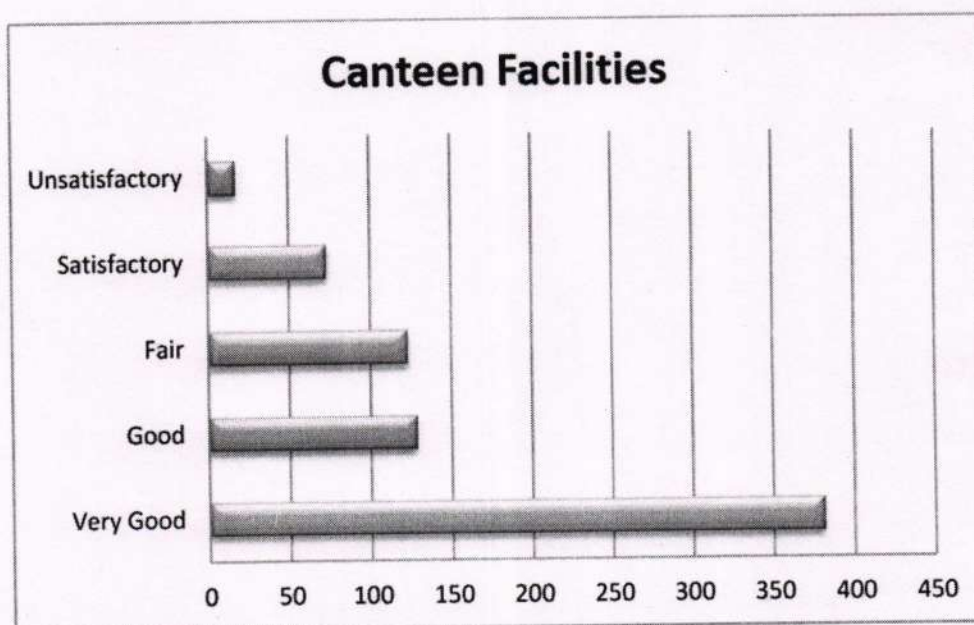
Interpretation: - 46.95% Students are strongly agreed and 21.88% are agreeing that Library is good.




Principal
Guru Nanak College
BUDHLADA

Table:-1.8 Canteen Facilities (N = 722)

Criteria	Number of Students	% age
Very Good	381	52.77%
Good	128	17.72%
Fair	123	17.03%
Satisfactory	73	10.11%
Unsatisfactory	17	2.35%



Interpretation: - 52.77% Students are strongly agreed and 17.72% are agreeing that Canteen Facilities are good.


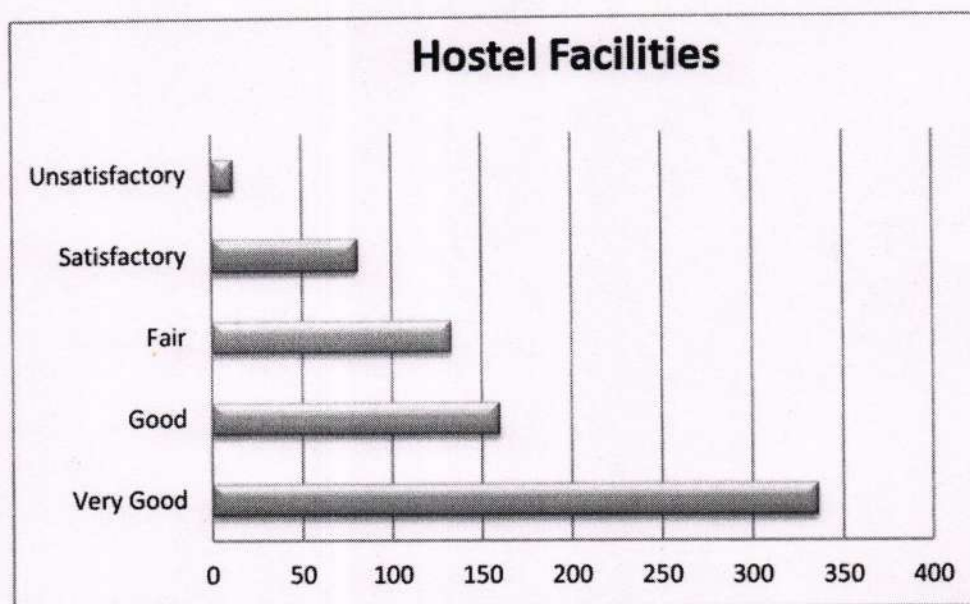

Principal
Guru Nanak College
BUDHLADA



Table:-1.9 Hostel Facilities (N =722)

Criteria	Number of Students	% age
Very Good	336	46.53%
Good	160	22.16%
Fair	133	18.42%
Satisfactory	81	11.21%
Unsatisfactory	12	1.66%



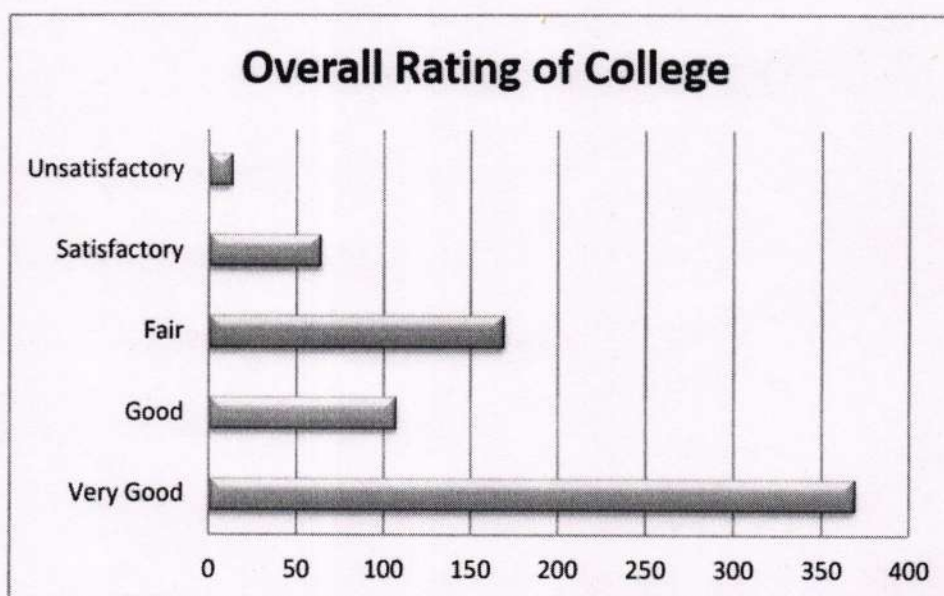
Interpretation: - 46.53% Students are strongly agreed and 22.16% are agreeing that Hostel Facilities are good.

Principal,
Guru Nanak College
BUDHLADA



Table:-1.10 Overall Rating of College (N = 722)

Criteria	Number of Students	% age
Very Good	369	51.10%
Good	107	14.81%
Fair	169	23.40%
Satisfactory	64	8.86%
Unsatisfactory	13	1.80%



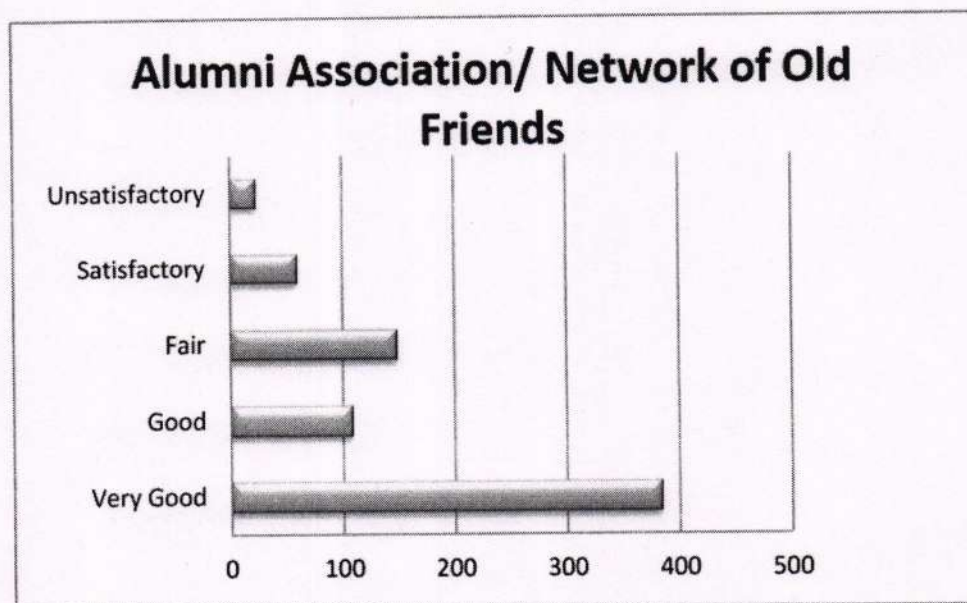
Interpretation: - 51.10% Students are strongly agreed and 14.81% are agreeing that Overall Rating of the College is good.




Principal
Guru Nanak College
BUDHLADA

Table:-1.11 Alumni Association/ Network of Old Friends (N =722)

Criteria	Number of Students	% age
Very Good	384	53.18%
Good	108	14.95%
Fair	148	20.49%
Satisfactory	59	.17%
Unsatisfactory	23	3.18%



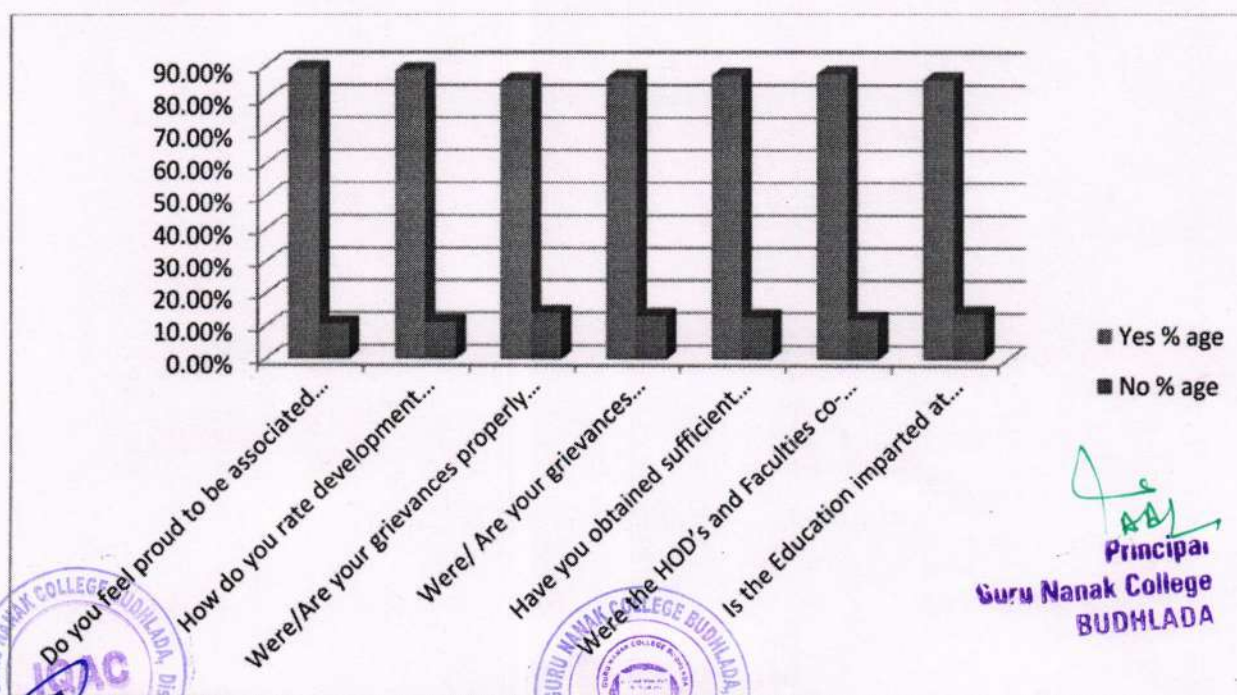
Interpretation: - 53.18% Students are strongly agreed and 14.95% are agreeing that Alumni Association/ Network of Old Friends is held.



Principal
Guru Nanak College
BUDHLADA

b) Section-B : About Department and College (N=722)

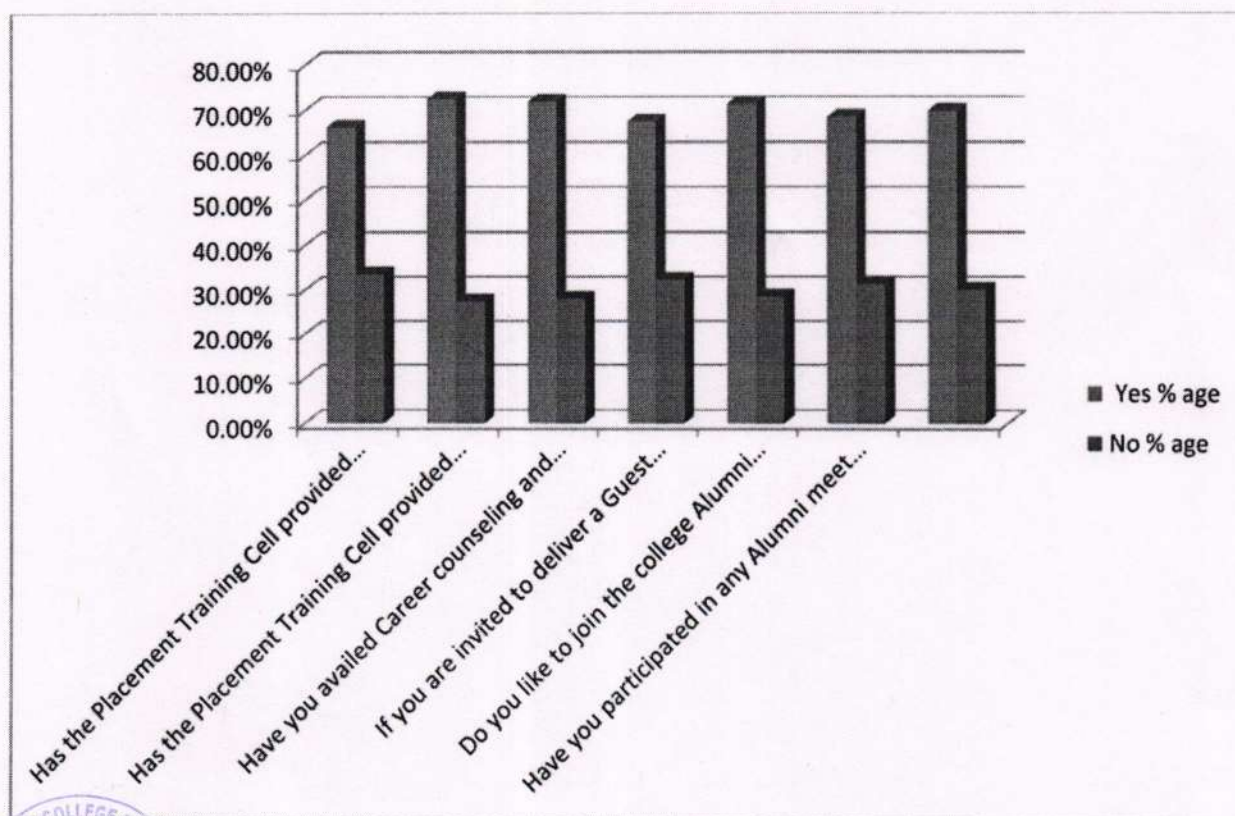
Sr. No	Contents	Yes	% age	No	% age
1	Do you feel proud to be associated with college as Alumni	644	89.19%	78	10.80%
2	How do you rate development activities organized by the college for your Overall development	640	88.64%	82	11.35%
3	Were/Are your grievances properly handled at the college as a student	619	85.73%	103	14.26%
4	Were/ Are your grievances properly handled at the college as Alumni	625	86.56%	97	13.43%
5	Have you obtained sufficient technical knowledge (both in theory and Practice) at College	629	87.11%	93	12.88%
6	Were the HOD's and Faculties co-operative	633	87.67%	89	12.32%
7	Is the Education imparted at college useful and relevant in your present job	620	85.87%	102	14.12%



Principal
Guru Nanak College
BUDHLADA

(c) Section-C : About Placement Training Cell (N=722)

Sr. No	Contents`	Yes	% age	No	% age
1	Has the Placement TrainingCell provided ample On Campus placement opportunities	479	66.34%	243	33.65%
2	Has the Placement TrainingCell provided ample Off Campus placement opportunities	524	72.57%	198	27.42%
3	Have you availed Career counseling and guidance forhigher studies from Placement Training Cell	519	71.88%	203	28.11%
4	If you are invited to deliver aGuest Lecture /Special Talk/Motivational Session for your juniors, will you be interested	488	67.59%	234	32.40%
5	Do you like to join the college Alumni Association	516	71.46%	206	28.53%
6	Have you participated in any Alumni meet as of now	495	68.55%	227	31.44%
7	Do you receive regular updates from the collegethrough Mail/Calls/SMS	505	69.94%	217	30.05%



Principal
Guru Nanak College
BUDHLADA